

**PFC 14/15 Revenue
Income by Quarter**

8:57 AM

October through December 2019

01/15/2020

Accrual Basis

	Oct 19	Nov 19	Dec 19	TOTAL
Fiji Airways	0.00	0.00	21.95	21.95
Hahn Air	0.00	26.64	0.00	26.64
Aero Mexico	96.58	109.75	162.43	368.76
Air France	3.62	4.39	21.95	29.96
Alaska	0.00	4,866.71	5,594.46	10,461.17
American	0.00	21.51	8.56	30.07
Cathay Pacific	0.00	4.28	0.00	4.28
Delta	0.00	19,933.36	19,715.80	39,649.16
KLM	4.28	0.00	0.00	4.28
Qantas	0.00	8.67	0.00	8.67
United	0.00	5,076.47	6,574.45	11,650.92
Virgin Atlantic	0.00	8.78	4.39	13.17
Interest Earned	3.29	1.35	2.83	7.47
TOTAL	107.77	30,061.91	32,106.82	62,276.50

Deposits for Jul-Sep	62,276.50
Variance	0.00

Friedman Memorial Airport
PFC '14 Deposit Detail
October through December 2019

8:49 AM

01/15/2020

Type	Num	Date	Name	Account	Amount
Deposit		10/10/2019		1002-05 · MW - Ckg - '14 PFC 813200012950	96.58
Payment	84154	10/10/2019	AeroMexico	12000 · Undeposited Funds	-96.58
TOTAL					-96.58
Deposit		10/24/2019		1002-05 · MW - Ckg - '14 PFC 813200012950	4.28
Payment	83409279	10/24/2019	KLM - Royal Dutch Airlines	12000 · Undeposited Funds	-4.28
TOTAL					-4.28
Deposit		10/31/2019		1002-05 · MW - Ckg - '14 PFC 813200012950	3.62
Payment	825699	10/31/2019	Air France	12000 · Undeposited Funds	-3.62
TOTAL					-3.62
Deposit		10/31/2019		1002-05 · MW - Ckg - '14 PFC 813200012950	3.29
				4520-07 · Interest Revenue - '14 PFC	-3.29
TOTAL					-3.29
Month Ending 10/31/2019 Total					107.77
Deposit		11/07/2019		1002-05 · MW - Ckg - '14 PFC 813200012950	30,056.17
Payment	690124763	11/07/2019	Cathay Pacific Airways, Ltd.	12000 · Undeposited Funds	-4.28
Payment	83430274	11/07/2019	Qanta/The Australian Airlines	12000 · Undeposited Funds	-8.67
Payment	14918	11/07/2019	Virgin Atlantic Internationl Airlines	12000 · Undeposited Funds	-8.78
Payment	14918	11/07/2019	American Airlines, Inc.	12000 · Undeposited Funds	-21.51
Payment	14918	11/07/2019	Hahn Air	12000 · Undeposited Funds	-26.64
Payment	84467	11/07/2019	AeroMexico	12000 · Undeposited Funds	-109.75
Payment	14918	11/07/2019	Alaska Airlines, Inc. - PFC	12000 · Undeposited Funds	-4,866.71
Payment	14918	11/07/2019	United Airlines - PFC	12000 · Undeposited Funds	-5,076.47
Payment	14918	11/07/2019	Delta Airlines, Inc. - PFC	12000 · Undeposited Funds	-19,933.36
TOTAL					-30,056.17
Deposit		11/27/2019		1002-05 · MW - Ckg - '14 PFC 813200012950	4.39
Payment	0826076	11/27/2019	Air France	12000 · Undeposited Funds	-4.39
TOTAL					-4.39
Deposit		11/30/2019		1002-05 · MW - Ckg - '14 PFC 813200012950	1.35
				4520-07 · Interest Revenue - '14 PFC	-1.35
TOTAL					-1.35
Month Ending 8/31/2019 Total					30,061.91
Deposit		12/05/2019		1002-05 · MW - Ckg - '14 PFC 813200012950	31,897.66
Payment	15293	12/05/2019	Virgin Atlantic Internationl Airlines	12000 · Undeposited Funds	-4.39
Payment	15293	12/05/2019	American Airlines, Inc.	12000 · Undeposited Funds	-8.56
Payment	15293	12/05/2019	Alaska Airlines, Inc. - PFC	12000 · Undeposited Funds	-5,594.46
Payment	15293	12/05/2019	United Airlines - PFC	12000 · Undeposited Funds	-6,574.45
Payment	15293	12/05/2019	Delta Airlines, Inc. - PFC	12000 · Undeposited Funds	-19,715.80
TOTAL					-31,897.66

Deposit	12/12/2019	1002-05 · MW - Ckg - '14 PFC 813200012950	136.09
Payment 111819	12/12/2019 Fiji Airways	12000 · Undeposited Funds	-21.95
Payment 84731	12/12/2019 AeroMexico	12000 · Undeposited Funds	-114.14
TOTAL			-136.09
Deposit	12/26/2019	1002-05 · MW - Ckg - '14 PFC 813200012950	21.95
Payment 0826359	12/26/2019 Air France	12000 · Undeposited Funds	-21.95
TOTAL			-21.95
Deposit	12/31/2019	1002-05 · MW - Ckg - '14 PFC 813200012950	48.29
Payment 85099	12/31/2019 AeroMexico	12000 · Undeposited Funds	-48.29
TOTAL			-48.29
Deposit	12/31/2019	1002-05 · MW - Ckg - '14 PFC 813200012950	2.83
		4520-07 · Interest Revenue - '14 PFC	-2.83
TOTAL			-2.83
		Month Ending 9/30/2019 Total	32,106.82
		Quarter Ending 9/30/2019 Total	62,276.50

PFC 14
PFC Revenue Total
 As of December 31, 2019

	Dec 31, 14	Jan 31, 15	Feb 28, 15	Mar 31, 15	Apr 30, 15	May 31, 15	Jun 30, 15	Jul 31, 15	Aug 31, 15	Sep 30, 15
Fiji Airways	0.00	0.00	0.00	0.00	0.00	0.00	0.00	0.00	0.00	0.00
Hahn Air	0.00	0.00	0.00	0.00	0.00	0.00	0.00	0.00	0.00	0.00
12- 08-C-00-SUN/OVERAGE	84,403.34	84,403.34	84,403.34	84,403.34	84,403.34	84,403.34	84,403.34	84,403.34	84,403.34	84,403.34
Aero Mexico	0.00	0.00	0.00	0.00	0.00	0.00	0.00	0.00	0.00	0.00
Aeroflot Russian Airlines	0.00	0.00	0.00	0.00	0.00	0.00	0.00	0.00	0.00	0.00
Air Canada	0.00	0.00	0.00	17.56	17.56	17.56	17.56	21.95	30.73	30.73
Air France	8.78	8.78	30.73	30.73	30.73	30.73	74.19	91.75	91.75	91.75
Air New Zealand	0.00	0.00	0.00	0.00	0.00	4.39	4.39	4.39	8.78	8.78
Alaska	7,082.67	18,477.22	28,923.95	36,011.04	36,011.04	40,233.68	55,689.49	67,213.02	76,386.44	84,206.76
Alitalia	0.00	0.00	0.00	0.00	0.00	0.00	0.00	0.00	0.00	0.00
All Nippon Airway	0.00	0.00	0.00	0.00	0.00	0.00	0.00	0.00	0.00	0.00
American	0.00	0.00	0.00	0.00	0.00	0.00	0.00	0.00	0.00	0.00
Austrian Airlines	0.00	0.00	0.00	4.28	4.28	4.28	4.28	4.28	4.28	4.28
Avianca Airline	0.00	0.00	0.00	0.00	0.00	0.00	0.00	0.00	0.00	0.00
British Airways	0.00	0.00	0.00	4.39	8.67	8.67	8.67	8.67	8.67	8.67
Brussels Airlines NV	0.00	0.00	0.00	0.00	0.00	0.00	0.00	0.00	0.00	0.00
Cathay Pacific	0.00	0.00	0.00	0.00	0.00	0.00	0.00	0.00	0.00	0.00
China Airlines	0.00	0.00	0.00	0.00	0.00	0.00	0.00	0.00	0.00	0.00
Delta	0.00	9,242.18	17,168.47	30,332.54	40,065.86	51,234.68	59,948.57	69,795.21	92,416.73	92,416.73
Emirates	0.00	0.00	0.00	0.00	4.39	4.39	8.78	8.78	8.78	8.78
Eva Air	0.00	0.00	0.00	0.00	0.00	0.00	0.00	0.00	0.00	0.00
Hawaiian	0.00	4.39	4.39	4.39	4.39	4.39	4.39	4.39	4.39	4.39
Iberia Airlines	0.00	0.00	0.00	0.00	0.00	0.00	0.00	0.00	0.00	0.00
KLM	0.00	0.00	0.00	0.00	0.00	0.00	4.39	4.39	4.39	4.39
Korean Air	0.00	0.00	0.00	0.00	0.00	0.00	0.00	0.00	0.00	0.00
Lan Argentina S.A.	0.00	0.00	0.00	0.00	0.00	0.00	0.00	0.00	0.00	0.00
Lanperu Airlines	0.00	0.00	0.00	0.00	0.00	0.00	0.00	0.00	0.00	0.00
Latam	0.00	4.39	8.78	35.12	43.90	48.07	48.07	48.07	48.07	56.85
Lufthansa German	0.00	4.39	4.39	4.39	13.17	13.17	13.17	17.56	17.56	17.56
Qantas	0.00	0.00	0.00	0.00	0.00	0.00	0.00	0.00	0.00	0.00
Singapore	0.00	0.00	0.00	0.00	0.00	0.00	0.00	0.00	0.00	0.00
TAM Airlines	0.00	0.00	0.00	0.00	0.00	8.78	8.78	8.78	8.78	8.78
United	0.00	2,593.76	5,609.22	13,106.17	13,106.17	15,273.96	22,583.29	22,583.29	36,919.29	36,919.29
US Airways	363.93	363.93	864.49	1,483.13	1,877.34	2,139.64	2,338.28	2,338.28	2,872.31	3,125.06
Virgin Atlantic	0.00	0.00	8.78	17.56	17.56	17.56	26.34	39.51	39.51	39.51
Virgin Blue Airlines/Vaustrilia	0.00	0.00	0.00	0.00	0.00	0.00	0.00	0.00	0.00	0.00
WestJet Airlines	0.00	0.00	0.00	0.00	0.00	0.00	0.00	0.00	0.00	0.00
Interest Earned	10.15	24.43	34.22	34.72	35.35	35.87	36.73	37.63	39.11	40.88
TOTAL	91,868.87	115,126.81	137,060.76	165,489.36	175,643.75	193,483.16	225,222.71	246,633.29	293,312.91	301,396.53

PFC 14
PFC Revenue Total
As of December 31, 2019

	Oct 31, 15	Nov 30, 15	Dec 31, 15	Jan 31, 16	Feb 29, 16	Mar 31, 16	Apr 30, 16	May 31, 16	Jun 30, 16	Jul 31, 16
Fiji Airways	0.00	0.00	0.00	0.00	0.00	0.00	0.00	0.00	0.00	0.00
Hahn Air	0.00	0.00	0.00	0.00	0.00	0.00	0.00	0.00	0.00	0.00
12- 08-C-00-SUN/OVERAGE	84,403.34	84,403.34	84,403.34	84,403.34	84,403.34	84,403.34	84,403.34	84,403.34	84,403.34	84,403.34
Aero Mexico	0.00	0.00	0.00	0.00	0.00	0.00	0.00	0.00	0.00	0.00
Aeroflot Russian Airlines	0.00	0.00	0.00	0.00	0.00	0.00	0.00	0.00	0.00	0.00
Air Canada	52.68	52.68	52.68	52.68	57.07	57.07	61.46	65.85	65.85	65.85
Air France	100.42	100.42	108.76	126.32	126.32	148.27	161.00	161.00	191.62	191.62
Air New Zealand	8.78	26.34	26.34	26.34	35.12	35.12	35.12	35.12	35.12	35.12
Alaska	84,206.76	93,949.94	102,720.89	102,720.89	112,065.97	131,574.50	131,574.50	140,845.41	140,845.41	149,625.15
Alliatia	0.00	0.00	0.00	0.00	0.00	0.00	0.00	0.00	0.00	0.00
All Nippon Airway	4.39	4.39	4.39	4.39	4.39	4.39	4.39	4.39	4.39	4.39
American	0.00	0.00	0.00	0.00	205.90	923.77	923.77	1,322.60	1,688.72	1,688.72
Austrian Airlines	4.28	4.28	4.28	4.28	4.28	4.28	4.28	4.28	4.28	4.28
Avianca Airline	0.00	0.00	0.00	0.00	0.00	0.00	0.00	0.00	0.00	0.00
British Airways	8.67	8.67	35.01	43.79	52.57	52.57	52.57	61.35	65.74	65.74
Brussels Airlines NV	0.00	0.00	0.00	0.00	0.00	0.00	0.00	0.00	0.00	0.00
Cathay Pacific	0.00	0.00	0.00	0.00	0.00	0.00	0.00	0.00	0.00	0.00
China Airlines	8.78	8.78	8.78	8.78	8.78	13.17	13.17	13.17	13.17	13.17
Delta	105,126.65	118,668.76	131,873.14	142,650.51	152,432.78	166,149.50	178,739.91	206,015.34	206,015.34	220,766.65
Emirates	8.78	8.78	8.78	8.78	8.78	8.78	8.78	8.78	8.78	8.78
Eva Air	0.00	0.00	0.00	0.00	0.00	0.00	0.00	35.12	35.12	35.12
Hawaiian	4.39	8.78	8.78	8.78	8.78	8.78	13.17	13.17	13.17	13.17
Iberia Airlines	0.00	0.00	0.00	0.00	0.00	0.00	0.00	0.00	0.00	0.00
KLM	8.78	8.78	17.45	17.45	17.45	26.23	26.23	26.23	30.62	30.62
Korean Air	0.00	4.39	8.78	8.78	13.17	13.17	13.17	13.17	13.17	13.17
Lan Argentina S.A.	0.00	0.00	0.00	0.00	0.00	0.00	0.00	0.00	0.00	0.00
Lanperu Airlines	0.00	0.00	0.00	0.00	0.00	0.00	0.00	0.00	0.00	0.00
Latam	61.24	70.02	70.02	70.02	83.19	83.19	83.19	91.97	91.97	91.97
Lufthansa German	17.56	17.56	21.95	21.95	21.95	21.95	21.95	21.95	26.34	26.34
Qantas	0.00	0.00	0.00	0.00	0.00	0.00	0.00	0.00	0.00	0.00
Singapore	0.00	0.00	0.00	0.00	0.00	0.00	0.00	0.00	0.00	4.39
TAM Airlines	8.78	8.78	8.78	8.78	8.78	8.78	8.78	8.78	8.78	8.78
United	41,111.76	45,412.52	48,729.51	48,729.51	53,171.15	61,149.52	67,156.90	72,957.74	77,661.93	77,661.93
US Airways	3,125.06	3,232.28	3,232.28	3,335.99	3,335.99	3,335.99	3,335.99	3,335.99	3,335.99	3,335.99
Virgin Atlantic	39.51	39.51	39.51	39.51	48.29	57.07	57.07	57.07	57.07	57.07
Virgin Blue Airlines/Vaustrilia	0.00	0.00	0.00	0.00	0.00	0.00	0.00	0.00	0.00	0.00
WestJet Airlines	0.00	0.00	0.00	0.00	0.00	0.00	0.00	0.00	0.00	0.00
Interest Earned	41.30	42.08	42.45	43.69	44.21	48.10	52.24	52.72	52.90	53.38
TOTAL	318,351.91	346,081.08	371,425.90	382,334.56	406,158.26	448,127.54	466,750.98	509,554.54	514,668.82	538,204.74

PFC 14
PFC Revenue Total
 As of December 31, 2019

	Aug 31, 16	Sep 30, 16	Oct 31, 16	Nov 30, 16	Dec 31, 16	Jan 31, 17	Feb 28, 17	Mar 31, 17	Apr 30, 17	May 31, 17
Fiji Airways	0.00	0.00	0.00	0.00	0.00	0.00	0.00	0.00	0.00	0.00
Hahn Air	0.00	0.00	0.00	0.00	0.00	0.00	0.00	0.00	0.00	0.00
12- 08-C-00-SUN/OVERAGE	84,403.34	84,403.34	84,403.34	84,403.34	84,403.34	84,403.34	84,403.34	84,403.34	84,403.34	84,403.34
Aero Mexico	0.00	0.00	0.00	0.00	0.00	0.00	0.00	0.00	0.00	0.00
Aeroflot Russian Airlines	0.00	0.00	4.39	4.39	4.39	4.39	4.39	4.39	4.39	4.39
Air Canada	65.85	65.85	74.63	74.63	74.63	74.63	74.63	74.63	74.63	74.63
Air France	200.07	200.07	213.24	213.24	213.24	222.02	226.41	230.80	243.86	252.64
Air New Zealand	35.12	35.12	35.12	43.90	43.90	43.90	61.46	61.46	61.46	70.24
Alaska	171,134.28	171,134.28	186,219.66	186,219.66	192,726.25	215,130.93	215,130.93	227,350.96	234,678.48	244,823.50
Allitalia	0.00	0.00	0.00	0.00	0.00	0.00	0.00	0.00	0.00	0.00
All Nippon Airway	4.39	4.39	4.39	4.39	4.39	4.39	8.78	8.78	8.78	8.78
American	2,361.81	2,633.11	2,803.33	2,803.33	3,158.15	3,771.09	3,771.09	4,369.55	4,802.18	5,749.38
Austrian Airlines	4.28	4.28	4.28	4.28	4.28	4.28	4.28	4.28	4.28	4.28
Avianca Airline	0.00	0.00	0.00	0.00	0.00	0.00	0.00	0.00	0.00	13.17
British Airways	78.91	78.91	78.91	78.91	78.91	96.47	96.47	96.47	105.25	118.42
Brussels Airlines NV	0.00	0.00	0.00	0.00	0.00	0.00	0.00	0.00	0.00	0.00
Cathay Pacific	0.00	0.00	0.00	0.00	0.00	0.00	0.00	0.00	0.00	0.00
China Airlines	13.17	13.17	13.17	13.17	13.17	13.17	13.17	13.17	13.17	13.17
Delta	249,872.62	249,872.62	281,473.62	281,473.62	296,292.78	319,422.25	319,422.25	336,160.79	350,917.30	381,886.73
Emirates	8.78	8.78	8.78	8.78	8.78	8.78	8.78	8.78	8.78	17.34
Eva Air	35.12	35.12	35.12	35.12	35.12	35.12	39.51	39.51	39.51	39.51
Hawaiian	17.56	17.56	17.56	17.56	17.56	17.56	17.56	17.56	17.56	17.56
Iberia Airlines	0.00	0.00	0.00	0.00	0.00	0.00	0.00	0.00	0.00	0.00
KLM	30.62	30.62	30.62	30.62	30.62	35.01	35.01	48.18	65.08	65.08
Korean Air	13.17	13.17	13.17	13.17	13.17	13.17	13.17	13.17	17.56	17.56
Lan Argentina S.A.	0.00	0.00	0.00	0.00	0.00	0.00	4.39	4.39	4.39	4.39
Lanperu Airlines	0.00	0.00	0.00	0.00	4.39	4.39	13.17	13.17	13.17	13.17
Latam	96.36	100.75	127.09	140.15	140.15	148.93	153.21	170.77	245.40	245.40
Lufthansa German	26.34	26.34	26.34	26.34	26.34	26.34	26.34	26.34	26.34	26.34
Qantas	0.00	0.00	0.00	0.00	0.00	0.00	8.78	21.73	21.73	21.73
Singapore	4.39	4.39	4.39	4.39	4.39	4.39	4.39	4.39	4.39	4.39
TAM Airlines	8.78	8.78	8.78	8.78	8.78	8.78	8.78	8.78	8.78	8.78
United	92,385.13	92,385.13	99,694.63	99,694.63	102,529.46	107,055.60	113,028.27	121,900.43	127,105.52	132,333.97
US Airways	3,335.99	3,335.99	3,335.99	3,335.99	3,335.99	3,335.99	3,335.99	3,335.99	3,335.99	3,335.99
Virgin Atlantic	61.46	61.46	65.85	65.85	65.85	65.85	83.41	83.41	100.97	109.75
Virgin Blue Airlines/Vaustrilia	0.00	0.00	0.00	0.00	0.00	0.00	0.00	0.00	0.00	0.00
WestJet Airlines	0.00	0.00	0.00	0.00	0.00	0.00	0.00	26.34	43.90	61.46
Interest Earned	55.66	55.66	57.02	57.32	58.10	60.04	60.25	62.81	64.42	66.07
TOTAL	604,253.20	604,528.89	658,753.42	658,775.56	683,296.13	734,010.81	740,058.21	778,564.37	806,440.61	853,811.16

PFC 14
PFC Revenue Total
As of December 31, 2019

	Jun 30, 17	Jul 31, 17	Aug 31, 17	Sep 30, 17	Oct 31, 17	Nov 30, 17	Dec 31, 17	Jan 31, 18	Feb 28, 18	Mar 31, 18
Fiji Airways	0.00	0.00	0.00	0.00	0.00	0.00	0.00	0.00	0.00	0.00
Hahn Air	0.00	0.00	0.00	0.00	0.00	0.00	0.00	0.00	0.00	0.00
12-08-C-00-SUN/OVERAGE	84,403.34	84,403.34	84,403.34	84,403.34	84,403.34	84,403.34	84,403.34	84,403.34	84,403.34	84,403.34
Aero Mexico	0.00	0.00	0.00	0.00	0.00	0.00	0.00	87.80	96.58	171.21
Aeroflot Russian Airlines	4.39	4.39	4.39	4.39	4.39	4.39	4.39	4.39	4.39	4.39
Air Canada	74.63	74.63	74.63	79.02	96.58	96.58	96.58	96.58	96.58	96.58
Air France	252.64	283.15	283.15	313.77	331.22	331.22	335.61	361.73	361.73	405.41
Air New Zealand	70.24	70.24	70.24	70.24	79.02	79.02	79.02	79.02	83.41	83.41
Alaska	244,823.50	266,685.84	276,670.86	276,670.86	293,609.22	293,609.22	302,144.63	314,614.46	336,189.01	336,189.01
Alliata	0.00	0.00	0.00	0.00	0.00	0.00	0.00	0.00	0.00	0.00
All Nippon Airway	8.78	8.78	8.78	8.78	8.78	8.78	8.78	8.78	8.78	8.78
American	5,749.38	7,510.18	8,216.74	8,216.74	9,220.72	9,220.72	9,666.19	9,940.34	11,273.13	11,273.13
Austrian Airlines	4.28	4.28	4.28	4.28	4.28	4.28	4.28	4.28	4.28	4.28
Avianca Airline	13.17	13.17	17.56	17.56	26.34	26.34	26.34	26.34	43.90	52.68
British Airways	153.54	153.54	166.71	166.71	166.71	166.71	166.71	166.71	166.71	166.71
Brussels Airlines NV	0.00	0.00	0.00	0.00	0.00	0.00	0.00	0.00	0.00	0.00
Cathay Pacific	0.00	0.00	0.00	0.00	0.00	0.00	0.00	0.00	0.00	0.00
China Airlines	13.17	13.17	13.17	17.56	17.56	17.56	17.56	17.56	17.56	17.56
Delta	381,886.73	414,667.27	431,436.45	431,436.45	463,789.11	463,789.11	478,790.51	491,307.08	516,525.44	516,525.44
Emirates	17.34	17.34	17.34	17.34	17.34	17.34	17.34	17.34	17.34	17.34
Eva Air	39.51	39.51	39.51	39.51	39.51	39.51	39.51	39.51	39.51	39.51
Hawaiian	17.56	17.56	17.56	17.56	17.56	17.56	26.34	26.34	26.34	26.34
Iberia Airlines	0.00	0.00	0.00	0.00	0.00	0.00	0.00	0.00	0.00	0.00
KLM	65.08	65.08	65.08	72.87	72.87	72.87	72.87	90.43	90.43	94.82
Korean Air	17.56	17.56	17.56	17.56	17.56	17.56	17.56	17.56	17.56	17.56
Lan Argentina S.A.	4.39	4.39	4.39	4.39	4.39	4.39	4.39	4.39	4.39	4.39
Lanperu Airlines	13.17	13.17	13.17	13.17	13.17	13.17	13.17	13.17	13.17	13.17
Latam	267.35	267.35	302.47	320.03	324.42	324.42	333.20	368.32	377.10	381.49
Lufthansa German	35.12	35.12	35.12	35.12	35.12	39.51	39.51	39.51	39.51	39.51
Qantas	21.73	52.46	65.63	65.63	70.02	91.97	91.97	96.36	96.36	100.75
Singapore	4.39	4.39	4.39	4.39	4.39	4.39	4.39	8.78	43.90	70.24
TAM Airlines	8.78	8.78	8.78	8.78	8.78	8.78	8.78	8.78	8.78	8.78
United	132,333.97	146,219.43	152,845.97	152,845.97	160,216.99	160,216.99	164,340.52	169,188.19	185,386.08	185,386.08
US Airways	3,335.99	3,335.99	3,335.99	3,335.99	3,335.99	3,335.99	3,335.99	3,335.99	3,335.99	3,335.99
Virgin Atlantic	109.75	109.75	109.75	131.70	131.70	136.09	136.09	136.09	136.09	136.09
Virgin Blue Airlines/Vaustrilia	0.00	0.00	0.00	0.00	0.00	0.00	0.00	4.39	4.39	4.39
WestJet Airlines	61.46	61.46	61.46	61.46	61.46	61.46	65.85	70.24	74.52	74.52
Interest Earned	66.49	68.53	71.70	72.19	74.21	74.45	76.22	78.40	79.82	80.58
TOTAL	853,877.43	924,229.85	958,386.17	958,473.36	1,016,202.75	1,016,233.72	1,044,367.64	1,074,662.20	1,139,066.12	1,139,233.48

PFC 14
PFC Revenue Total
As of December 31, 2019

	Apr 30, 18	May 31, 18	Jun 30, 18	Jul 31, 18	Aug 31, 18	Sep 30, 18	Oct 31, 18	Nov 30, 18	Dec 31, 18	Jan 31, 19
Fiji Airways	0.00	0.00	0.00	0.00	0.00	0.00	0.00	0.00	0.00	0.00
Hahn Air	0.00	0.00	0.00	0.00	0.00	0.00	0.00	0.00	0.00	0.00
12- 08-C-00-SUN/OVERAGE	84,403.34	84,403.34	84,403.34	84,403.34	84,403.34	84,403.34	84,403.34	84,403.34	84,403.34	84,403.34
Aero Mexico	285.35	381.93	465.34	465.34	526.80	575.09	667.28	750.69	952.63	952.63
Aeroflot Russian Airlines	4.39	4.39	4.39	4.39	4.39	8.78	8.78	8.78	8.78	8.78
Air Canada	96.58	96.58	96.58	96.58	96.58	96.58	96.58	96.58	96.58	96.58
Air France	405.41	436.03	436.03	453.37	453.37	475.32	475.32	475.32	523.39	532.06
Air New Zealand	87.80	87.80	87.80	87.80	87.80	87.80	96.58	96.58	100.97	100.97
Alaska	349,882.33	355,449.37	355,449.37	378,166.23	378,166.23	389,067.64	397,875.80	403,046.06	412,409.62	412,409.62
Alitalia	0.00	0.00	0.00	0.00	0.00	0.00	0.00	0.00	0.00	0.00
All Nippon Airway	8.78	8.78	8.78	8.78	8.78	13.17	13.17	13.17	13.17	30.73
American	12,229.57	12,615.66	12,615.66	13,353.05	13,353.05	13,945.14	14,665.19	14,975.56	15,054.03	15,054.03
Austrian Airlines	4.28	4.28	4.28	4.28	4.28	4.28	4.28	4.28	4.28	4.28
Avianca Airline	52.68	52.68	57.07	57.07	61.46	61.46	79.02	79.02	79.02	87.80
British Airways	166.71	166.71	166.71	166.71	170.99	170.99	170.99	170.99	175.38	175.38
Brussels Airlines NV	0.00	0.00	0.00	8.78	8.78	8.78	8.78	8.78	8.78	8.78
Cathay Pacific	0.00	0.00	0.00	0.00	0.00	0.00	0.00	0.00	0.00	0.00
China Airlines	17.56	17.56	17.56	17.56	17.56	17.56	17.56	17.56	17.56	17.56
Delta	543,129.51	559,857.63	559,857.63	596,554.18	596,554.18	614,787.96	633,187.60	652,999.85	689,513.44	689,513.44
Emirates	17.34	17.34	17.34	17.34	17.34	17.34	17.34	17.34	17.34	17.34
Eva Air	39.51	39.51	39.51	39.51	39.51	39.51	39.51	39.51	43.90	43.90
Hawaiian	26.34	26.34	26.34	26.34	26.34	26.34	26.34	26.34	26.34	26.34
Iberia Airlines	0.00	0.00	0.00	0.00	8.78	8.78	8.78	8.78	8.78	8.78
KLM	94.82	94.82	94.82	99.21	99.21	116.77	116.77	116.77	116.77	134.33
Korean Air	17.56	17.56	17.56	17.56	17.56	17.56	17.56	17.56	17.56	17.56
Lan Argentina S.A.	4.39	4.39	4.39	4.39	4.39	4.39	4.39	4.39	4.39	4.39
Lanperu Airlines	13.17	13.17	13.17	17.56	17.56	17.56	17.56	17.56	17.56	17.56
Latam	385.88	399.05	403.44	434.17	456.12	469.29	469.29	478.07	478.07	478.07
Lufthansa German	39.51	39.51	39.51	39.51	39.51	43.90	43.90	48.29	48.29	48.29
Qantas	100.75	100.75	100.75	100.75	100.75	100.75	100.75	100.75	100.75	100.75
Singapore	79.02	92.19	92.19	92.19	92.19	92.19	92.19	92.19	92.19	92.19
TAM Airlines	8.78	8.78	8.78	8.78	8.78	8.78	8.78	8.78	8.78	8.78
United	196,561.30	199,331.59	199,331.59	212,394.33	212,394.33	220,862.15	225,423.53	228,650.58	240,326.51	240,326.51
US Airways	3,335.99	3,335.99	3,335.99	3,335.99	3,335.99	3,335.99	3,335.99	3,335.99	3,335.99	3,335.99
Virgin Atlantic	149.26	171.21	171.21	171.21	171.21	171.21	175.60	184.38	184.38	184.38
Virgin Blue Airlines/Vaustrilia	4.39	4.39	4.39	21.95	21.95	21.95	21.95	21.95	21.95	21.95
WestJet Airlines	74.52	74.52	74.52	74.52	74.52	74.52	74.52	74.52	74.52	74.52
Interest Earned	82.35	82.60	82.90	85.49	86.79	88.69	91.02	95.80	98.98	104.09
TOTAL	1,191,809.17	1,217,436.45	1,217,528.94	1,290,828.26	1,290,934.81	1,329,241.56	1,361,856.04	1,390,486.11	1,448,384.02	1,448,441.70

PFC 14
PFC Revenue Total
As of December 31, 2019

	Feb 28, 19	Mar 31, 19	Apr 30, 19	May 31, 19	Jun 30, 19	Jul 31, 19	Aug 31, 19	Sep 30, 19	Oct 31, 19	Nov 30, 19
Fiji Airways	0.00	0.00	0.00	0.00	0.00	0.00	0.00	0.00	0.00	0.00
Hahn Air	0.00	0.00	0.00	0.00	0.00	0.00	0.00	608.79	608.79	635.43
12- 08-C-00-SUN/OVERAGE	84,403.34	84,403.34	84,403.34	84,403.34	84,403.34	84,403.34	84,403.34	84,403.34	84,403.34	84,403.34
Aero Mexico	1,000.92	1,088.72	1,194.08	1,308.22	1,417.97	1,576.01	1,619.91	1,663.81	1,760.39	1,870.14
Aeroflot Russian Airlines	13.17	13.17	13.17	13.17	13.17	13.17	13.17	13.17	13.17	13.17
Air Canada	96.58	96.58	96.58	100.97	100.97	100.97	100.97	100.97	100.97	100.97
Air France	532.06	558.18	562.57	562.57	575.63	593.19	593.19	593.19	596.81	601.20
Air New Zealand	100.97	100.97	118.53	118.53	118.53	118.53	118.53	118.53	118.53	118.53
Alaska	416,703.96	422,802.56	428,556.99	428,556.99	431,596.28	436,461.36	442,053.17	452,033.70	452,033.70	456,900.41
Allitalia	0.00	0.00	0.00	0.00	0.00	4.39	4.39	4.39	4.39	4.39
All Nippon Airway	30.73	30.73	30.73	30.73	30.73	30.73	30.73	30.73	30.73	30.73
American	15,054.03	15,105.72	15,188.47	15,188.47	15,258.49	15,328.62	15,381.30	15,451.32	15,451.32	15,472.83
Austrian Airlines	4.28	4.28	4.28	4.28	4.28	4.28	4.28	4.28	4.28	4.28
Avianca Airline	87.80	87.80	87.80	87.80	83.41	83.41	83.41	83.41	83.41	83.41
British Airways	175.38	175.38	192.72	192.72	192.72	192.72	196.23	196.23	196.23	196.23
Brussels Airlines NV	8.78	8.78	8.78	8.78	8.78	8.78	8.78	8.78	8.78	8.78
Cathay Pacific	0.00	0.00	0.00	0.00	0.00	0.00	0.00	0.00	0.00	4.28
China Airlines	17.56	17.56	17.56	17.56	17.56	17.56	17.56	17.56	17.56	17.56
Delta	702,669.44	721,756.41	758,633.83	758,633.83	777,634.73	797,170.67	814,696.52	853,457.03	853,457.03	873,390.39
Emirates	17.34	17.34	17.34	17.34	17.34	17.34	17.34	17.34	17.34	17.34
Eva Air	43.90	43.90	43.90	43.90	43.90	43.90	43.90	43.90	43.90	43.90
Hawaiian	26.34	30.73	30.73	30.73	30.73	30.73	30.73	30.73	30.73	30.73
Iberia Airlines	8.78	8.78	8.78	8.78	8.78	8.78	8.78	8.78	8.78	8.78
KLM	134.33	156.28	182.62	182.62	182.62	191.18	199.74	199.74	204.02	204.02
Korean Air	17.56	17.56	17.56	17.56	17.56	17.56	17.56	17.56	17.56	17.56
Lan Argentina S.A.	4.39	4.39	4.39	4.39	4.39	4.39	4.39	4.39	4.39	4.39
Lanperu Airlines	17.56	17.56	17.56	17.56	17.56	17.56	17.56	17.56	17.56	17.56
Latam	478.07	486.85	486.85	486.85	486.85	495.63	495.63	508.80	508.80	508.80
Lufthansa German	52.68	52.68	61.46	61.46	61.46	61.46	65.85	65.85	65.85	65.85
Qantas	100.75	100.75	100.75	100.75	100.75	100.75	100.75	100.75	100.75	109.42
Singapore	96.58	100.97	100.97	100.97	100.97	100.97	100.97	100.97	100.97	100.97
TAM Airlines	8.78	8.78	8.78	8.78	8.78	8.78	8.78	8.78	8.78	8.78
United	250,225.46	266,073.77	281,954.66	281,954.66	286,429.36	294,528.12	307,246.68	326,890.07	326,890.07	331,966.54
US Airways	3,335.99	3,335.99	3,335.99	3,335.99	3,335.99	3,335.99	3,335.99	3,335.99	3,335.99	3,335.99
Virgin Atlantic	184.38	184.38	188.77	188.77	197.55	215.11	223.89	228.28	228.28	237.06
Virgin Blue Airlines/Vaustrilia	21.95	21.95	21.95	21.95	21.95	21.95	21.95	21.95	21.95	21.95
WestJet Airlines	74.52	74.52	74.52	74.52	74.52	74.52	74.52	83.30	83.30	83.30
Interest Earned	114.01	133.64	154.98	161.86	163.14	166.46	174.52	177.19	180.48	181.83
TOTAL	1,475,862.37	1,517,121.00	1,575,921.99	1,576,047.40	1,602,760.79	1,635,548.91	1,671,515.01	1,740,651.16	1,740,758.93	1,770,820.84

9:12 AM

01/15/20

PFC 14
PFC Revenue Total
As of December 31, 2019

	<u>Dec 31, 19</u>
Fiji Airways	21.95
Hahn Air	635.43
12- 08-C-00-SUN/OVERAGE	84,403.34
Aero Mexico	2,032.57
Aeroflot Russian Airlines	13.17
Air Canada	100.97
Air France	623.15
Air New Zealand	118.53
Alaska	462,494.87
Alliatia	4.39
All Nippon Airway	30.73
American	15,481.39
Austrian Airlines	4.28
Avianca Airline	83.41
British Airways	196.23
Brussels Airlines NV	8.78
Cathay Pacific	4.28
China Airlines	17.56
Delta	893,106.19
Emirates	17.34
Eva Air	43.90
Hawaiian	30.73
Iberia Airlines	8.78
KLM	204.02
Korean Air	17.56
Lan Argentina S.A.	4.39
Lanperu Airlines	17.56
Latam	508.80
Lufthansa German	65.85
Qantas	109.42
Singapore	100.97
TAM Airlines	8.78
United	338,540.99
US Airways	3,335.99
Virgin Atlantic	241.45
Virgin Blue Airlines/Vaustrilia	21.95
WestJet Airlines	83.30
Interest Earned	184.66
TOTAL	<u>1,802,927.66</u>

PFC COLLECTION SUMMARY BY QUARTER
(Combined Application)

93-01-C-00-SUN	07-06-C-00-SUN
94-02-C-00-SUN	11-07-C-00-SUN
96/99-04-C-00-SUN	12-08-C-00-SUN
05-05-C00-SUN	14-09-C-00-SUN

Quarter End Date	Quarterly Charges Collected	Quarterly Interest Collected	Total
9/30/1993	9,751.66	-	9,751.66
12/30/1993	49,734.73	-	49,734.73
3/31/1994	48,401.72	-	48,401.72
6/30/1994	40,730.56	-	40,730.56
9/30/1994	48,892.88	-	48,892.88
12/31/1994	1,340.28	-	1,340.28
3/31/1995	-	103.40	103.40
6/30/1995	27,027.07	81.94	27,109.01
9/30/1995	47,295.93	593.24	47,889.17
12/31/1995	45,905.11	1,363.83	47,268.94
3/31/1996	46,521.36	451.85	46,973.21
6/30/1996	43,144.53	729.75	43,874.28
9/30/1996	42,660.11	258.80	42,918.91
		660.06	660.06
12/31/1996	45,562.34	757.36	46,319.70
		658.10	658.10
3/31/1997	37,973.04	1,329.28	39,302.32
		546.76	546.76
6/30/1997	38,826.56	1,865.64	40,692.20
		471.96	471.96
9/30/1997	42,527.99	2,299.51	44,827.50
		456.84	456.84
12/31/1997	38,818.05	2,741.91	41,559.96
		424.85	424.85
3/31/1998	33,972.56	3,116.84	37,089.40
		467.67	467.67
6/30/1998	37,987.36	3,597.49	41,584.85
		155.24	155.24
9/30/1998	49,114.38	4,021.89	53,136.27
12/31/1998	50,572.96	4,177.37	54,750.33
3/31/1999	44,094.80	5,285.38	49,380.18
6/30/1999	42,702.52	5,880.71	48,583.23
9/30/1999	62,398.32	2,617.51	65,015.83
12/31/1999	38,425.84	1,649.49	40,075.33
3/31/2000	38,078.36	2,437.94	40,516.30
6/30/2000	48,035.24	416.59	48,451.83
9/30/2000	55,285.84	64.91	55,350.75
12/31/2000	56,810.48	80.07	56,890.55
3/31/2001	50,736.52	83.45	50,819.97
6/30/2001	36,201.04	116.86	36,317.90
9/30/2001	46,526.80	146.64	46,673.44

12/31/2001	37,955.14	47.71	38,002.85
3/31/2002	38,688.88	14.13	38,703.01
6/30/2002	54,108.34	11.66	54,120.00
9/30/2002	35,133.66	10.88	35,144.54
12/31/2002	41,013.44	6.44	41,019.88
3/31/2003	49,199.22	14.90	49,214.12
6/30/2003	38,853.40	66.80	38,920.20
9/30/2003	51,334.39	34.97	51,369.36
12/31/2003	39,052.60	7.53	39,060.13
3/31/2004	58,293.59	8.27	58,301.86
6/30/2004	42,162.68	17.01	42,179.69
9/30/2004	47,212.80	83.91	47,296.71
12/31/2004	53,213.43	159.63	53,373.06
3/31/2005	48,385.60	235.67	48,621.27
6/30/2005	41,037.55	337.04	41,374.59
'99 9/30/2005	10,132.51	430.20	10,562.71
'05 9/30/2005	58,050.60	35.90	58,086.50
'99 12/31/2005	-	453.39	453.39
'05 12/31/2005	73,672.20	65.52	73,737.72
'99 3/31/2006	-	366.86	366.86
'05 3/31/2006	77,764.44	61.80	77,826.24
'99 6/30/2006	-	1,683.62	1,683.62
'05 6/30/2006	56,972.44	40.52	57,012.96
99 9/30/2006	-	2,552.54	2,552.54
05 9/30/2006	76,963.68	464.53	77,428.21
99 12/31/2006	-	2,119.81	2,119.81
05 12/31/2006	61,478.35	510.78	61,989.13
99 3/31/07	-	303.12	303.12
05 3/31/07	77,527.55	515.39	78,042.94
05 6/30/07	49,506.33	478.34	49,984.67
05 9/30/07	67,189.08	343.86	67,532.94
07 9/30/07	7,937.14	-	7,937.14
05 12/31/07	-	440.47	440.47
07 12/31/07	65,875.00	207.26	66,082.26
05 03-31-08	-	356.40	356.40
07 03-31-08	63,587.86	223.41	63,811.27
07 06-30-08	56,229.84	67.04	56,296.88
07 09-30-08	78,134.47	42.63	78,177.10
07 12-31-08	35,691.33	43.27	35,734.60
07 03-31-09	47,638.76	36.97	47,675.73
07 06-30-09	33,302.83	8.99	33,311.82
07 09-30-09	59,137.38	29.96	59,167.34
07 12-31-09	43,363.97	14.35	43,378.32
07 03-31-10	51,488.52	25.11	51,513.63
07 06-30-10	42,374.60	9.68	42,384.28
07 09-30-10	65,016.27	10.59	65,026.86
07 12-31-10	51,679.32	34.04	51,713.36
07 03-31-11	37,779.35	66.12	37,845.47
11 03-31-11	17,199.24	0.40	17,199.64
07 06-30-11	-	71.58	71.58
11 06-30-11	46,016.51	14.68	46,031.19
07 09-30-11	-	52.75	52.75

11 09-30-11	60,664.16	30.81	60,694.97
11 12-31-11	47,533.64	28.08	47,561.72
11 03-31-12	50,502.98	64.63	50,567.61
11 06/30/12	45,148.88	85.01	45,233.89
11 09/30/12	63,095.95	40.76	63,136.71
11 12/31/12	45,838.74	57.77	45,896.51
11 03/31/13	55,752.99	76.85	55,829.84
12 06/30/13	46,363.72	71.96	46,435.68
12 09/30/13	64,587.27	2.98	64,590.25
12 12/31/13	49,359.52	1.67	49,361.19
12 03/31/14	64,619.55	4.42	64,623.97
12 06/30/14	54,358.99	1.47	54,360.46
12 09/30/14	81,742.56	3.23	81,745.79
12 12/31/14	56,731.64	17.94	56,749.58
14 12/31/14	7,455.38	10.15	7,465.53
14 03/31/15	73,595.92	24.57	73,620.49
14 06/30/15	59,731.34	2.01	59,733.35
14 09/30/15	76,169.67	4.15	76,173.82
14 12/31/15	70,027.80	1.57	70,029.37
14 03/31/16	76,695.99	5.65	76,701.64
14 06/30/16	66,536.48	4.80	66,541.28
14 09/30/16	89,857.31	2.76	89,860.07
14 12/31/16	78,764.80	2.44	78,767.24
14 03/31/17	95,263.53	4.71	95,268.24
14 06/30/17	75,309.38	3.68	75,313.06
14 09/30/17	104,590.23	5.70	104,595.93
14 12/31/17	85,890.25	4.03	85,894.28
14 03/31/18	94,861.48	4.36	94,865.84
14 06/30/18	78,293.14	2.32	78,295.46
14 09/30/18	111,706.83	5.79	111,712.62
14 12/31/18	119,132.17	10.29	119,142.46
14 03/31/19	68,702.32	34.66	68,736.98
14 06/30/19	85,614.68	29.50	85,644.18
14 09/30/19	137,876.32	14.05	137,890.37
14 12/31/19	62,269.03	7.47	62,276.50

TOTAL	5,938,055.87	64,021.80	6,002,077.67
--------------	---------------------	------------------	---------------------

	Interest and additional checks received on '93 PFC Application after Closeout
	Interest earned on '93 PFC Application after Closeout

Total from QB Qtrly Deposit Detail	\$62,276.50
Total from this report	\$62,276.50
Variance	\$0.00

PFC No. 14-09-C-00-SUN/PFC No. 15-10-U-00-SUN				
Account Transaction Summary				
Revised December 31, 2019				
Date	Roll Over	Deposit Amount	Transfer Amount	Account Balance
12/10/2014	84,403.34			\$ 84,403.34
12/31/2014		\$ 7,465.53		\$ 91,868.87
12/31/2015			\$ 88,393.00	\$ 3,475.87
1/31/2015		\$ 23,257.94		\$ 26,733.81
2/24/2015			\$ 26,733.00	\$ 0.81
2/28/2015		\$ 21,933.95		\$ 21,934.76
3/5/2015			\$ 21,934.00	\$ 0.76
3/31/2015		\$ 28,428.60		\$ 28,429.36
3/25/2015			\$ 16,000.00	\$ 12,429.36
4/30/2015		\$ 9,760.18		\$ 22,189.54
5/6/2015			\$ 22,189.00	\$ 0.54
5/31/2015		\$ 17,577.11		\$ 17,577.65
6/2/2015			\$ 17,577.00	\$ 0.65
6/30/2015		\$ 32,396.06		\$ 32,396.71
7/6/2015			\$ 32,396.00	\$ 0.71
7/31/2015		\$ 21,410.58		\$ 21,411.29
8/5/2015			\$ 21,411.00	\$ 0.29
8/31/2015		\$ 46,679.62		\$ 46,679.91
9/9/2015			\$ 46,679.00	\$ 0.91
9/30/2015		\$ 8,083.62		\$ 8,084.53
10/13/2015			\$ 8,084.00	\$ 0.53
10/31/2015		\$ 16,955.38		\$ 16,955.91
11/3/2015			\$ 16,955.00	\$ 0.91
11/30/2015		\$ 27,729.17		\$ 27,730.08
12/2/2015			\$ 27,700.00	\$ 30.08
12/31/2015		\$ 25,344.82		\$ 25,374.90
1/12/2016			\$ 25,374.00	\$ 0.90
1/31/2016		\$ 10,908.66		\$ 10,909.56
2/4/2016			\$ 10,909.00	\$ 0.56
2/29/2016		\$ 23,823.70		\$ 23,824.26
3/2/2016			\$ 23,824.00	\$ 0.26
3/31/2016		\$ 41,969.28		\$ 41,969.54
4/19/2016			\$ 41,969.00	\$ 0.54
4/30/2016		\$ 18,623.44		\$ 18,623.98
5/4/2016			\$ 18,623.00	\$ 0.98
5/31/2016		\$ 42,803.56		\$ 42,804.54
6/2/2016			\$ 42,804.00	\$ 0.54
6/30/2016		\$ 5,114.28		\$ 5,114.82
7/6/2016			\$ 5,114.00	\$ 0.82
7/31/2016		\$ 23,535.92		\$ 23,536.74
8/3/2016			\$ 23,536.00	\$ 0.74
8/31/2016		\$ 66,048.46		\$ 66,049.20
9/1/2016			\$ 66,049.00	\$ 0.20
9/30/2016		\$ 275.69		\$ 275.89
10/5/2016			\$ 275.00	\$ 0.89
10/31/2016		\$ 54,224.53		\$ 54,225.42
11/3/2016			\$ 54,225.00	\$ 0.42
11/30/2016		\$ 22.14		\$ 22.56
12/1/2016			\$ 22.00	\$ 0.56
12/31/2016		\$ 24,520.57		\$ 24,521.13
1/4/2017			\$ 24,521.00	\$ 0.13
1/31/2017		\$ 50,714.68		\$ 50,714.81
2/2/2017			\$ 50,500.00	\$ 214.81
2/28/2017		\$ 6,047.40		\$ 6,262.21
3/2/2017			\$ 6,260.00	\$ 2.21
3/31/2017		\$ 38,506.16		\$ 38,508.37

Quarterly Collection	Transfer Total
\$ 84,403.34	
\$ 30,723.47	\$ 88,393.00
\$ 50,362.55	\$ 64,667.00
\$ 59,733.35	\$ 39,766.00
\$ 76,173.82	\$ 100,486.00
\$ 70,029.37	\$ 52,739.00
\$ 76,701.64	\$ 60,107.00
\$ 66,541.28	\$ 103,396.00
\$ 89,860.07	\$ 94,699.00
\$ 78,767.24	\$ 54,522.00
\$ 95,268.24	\$ 81,281.00

PFC No. 14-09-C-00-SUN/PFC No. 15-10-U-00-SUN
Account Transaction Summary
 Revised December 31, 2019

Date	Roll Over	Deposit Amount	Transfer Amount	Account Balance	Quarterly Collection	Transfer Total
4/4/2017			\$ 38,508.00	\$ 0.37		
4/30/2017		\$ 27,876.24		\$ 27,876.61		
5/2/2017			\$ 27,876.00	\$ 0.61		
5/31/2017		\$ 47,370.55		\$ 47,371.16		
6/5/2017			\$ 47,370.00	\$ 1.16		
6/30/2017		\$ 66.27		\$ 67.43	\$ 75,313.06	\$ 113,754.00
7/31/2017		\$ 70,352.42		\$ 70,419.85		
8/17/2017			\$ 69,000.00	\$ 1,419.85		
8/31/2017		\$ 34,156.32		\$ 35,576.17		
9/7/2017			\$ 34,000.00	\$ 1,576.17		
9/30/2017		\$ 87.19		\$ 1,663.36	\$ 104,595.93	\$ 103,000.00
10/31/2017		\$ 57,729.39		\$ 59,392.75		
11/2/2017			\$ 55,000.00	\$ 4,392.75		
11/30/2017		\$ 30.97		\$ 4,423.72		
12/27/2017			\$ 2,400.00	\$ 2,023.72		
12/31/2017		\$ 28,133.92		\$ 30,157.64	\$ 85,894.28	\$ 57,400.00
1/4/2018			\$ 28,000.00	\$ 2,157.64		
1/31/2018		\$ 30,294.56		\$ 32,452.20		
2/1/2018			\$ 30,000.00	\$ 2,452.20		
2/28/2018		\$ 64,403.92		\$ 66,856.12		
3/5/2018			\$ 65,000.00	\$ 1,856.12		
3/31/2018		\$ 167.36		\$ 2,023.48	\$ 94,865.84	\$ 123,000.00
4/30/2018		\$ 52,575.69		\$ 54,599.17		
5/2/2018			\$ 52,000.00	\$ 2,599.17		
5/3/2018	Chargeback Fee	\$ 2.00		\$ 2,601.17		
5/7/2018		\$ (2.00)		\$ 2,599.17		
5/31/2018		\$ 25,627.28		\$ 28,226.45		
6/5/2018			\$ 25,000.00	\$ 3,226.45		
6/30/2018		\$ 92.49		\$ 3,318.94	\$ 78,295.46	\$ 77,000.00
7/31/2018		\$ 73,299.32		\$ 76,618.26		
8/7/2018			\$ 74,000.00	\$ 2,618.26		
8/31/2018		\$ 106.55		\$ 2,724.81		
9/30/2018		\$ 38,306.75		\$ 41,031.56	\$ 111,712.62	\$ 74,000.00
10/4/2018			\$ 40,000.00	\$ 1,031.56		
10/31/2018		\$ 32,614.48		\$ 33,646.04		
11/30/2018		\$ 28,630.07		\$ 62,276.11		
12/10/2018			\$ 60,000.00	\$ 2,276.11		
12/31/2018		\$ 57,897.91		\$ 60,174.02	\$ 119,142.46	\$ 100,000.00
1/31/2019		\$ 18.17		\$ 60,192.19		
2/28/2019		\$ 27,455.79		\$ 87,647.98		
3/31/2019		\$ 41,258.63		\$ 128,906.61	\$ 68,732.59	\$ -
4/30/2019		\$ 58,800.99	\$ 31,575.29	\$ 156,132.31		
5/31/2019		\$ 125.41	\$ 128,000.00	\$ 28,257.72		
6/30/2019		\$ 26,717.78	\$ 53,000.00	\$ 1,975.50	\$ 85,644.18	\$ 212,575.29
7/31/2019		\$ 32,788.12		\$ 34,763.62		
8/31/2019		\$ 35,966.10	\$ 70,000.00	\$ 729.72		
9/30/2019		\$ 69,136.15	\$ 34,172.57	\$ 35,693.30		
10/29/2019		\$ 107.77	\$ 34,792.16	\$ 1,008.91		
11/20/2019		\$ 30,061.91	\$ 30,063.08	\$ 1,007.74		
12/31/2019		\$ 32,106.82	\$ 32,039.49	\$ 1,075.07		
Total	\$84,403.34	\$1,718,524.32	\$1,801,852.59	\$1,075.07	\$ 200,166.87	\$ 201,067.30
		\$1,802,927.66		\$ (2.00)		
				\$1,073.07		

Previous reports understated \$2
 This amount should match bank accc

PFC No. 14-09-C-00-SUN/PFC No. 15-10-U-00-SUN

Account Transaction Summary

Revised December 31, 2019

Quarterly Collection	Transfer Total
-------------------------	-------------------

Date	Roll Over	Deposit Amount	Transfer Amount	Account Balance
------	-----------	-------------------	--------------------	--------------------

PFC Approved Expenses	\$ 2,583,011.42		
Less Amount Transferred	\$ 1,801,852.59	\$ 1,802,927.66	\$ 1,801,852.59
Total Amount Eligible for Transfer	\$ 781,158.83		

Income Total from PFC QB Revenue	\$1,802,927.66
Total Report	
Total from this report	<u>\$1,802,927.66</u>
Variance	\$ -

PFC No. 14-09-C-00-SUN/PFC No. 15-10-U-00-SUN
Account Transaction Summary
Revised December 31, 2019

Date	Roll Over	Deposit Amount	Transfer Amount	Account Balance
12/10/2014				\$ 84,403.34
12/31/2014	84,403.34	\$ 7,465.53		\$ 91,868.87
12/31/2015			\$ 88,393.00	\$ 3,475.87
1/31/2015		\$ 23,257.94		\$ 26,733.81
2/24/1015			\$ 26,733.00	\$ 0.81
2/28/2015		\$ 21,933.95		\$ 21,934.76
3/5/2015			\$ 21,934.00	\$ 0.76
3/31/2015		\$ 28,428.60		\$ 28,429.36
3/25/2015			\$ 16,000.00	\$ 12,429.36
4/30/2015		\$ 9,760.18		\$ 22,189.54
5/6/2015			\$ 22,189.00	\$ 0.54
5/31/2015		\$ 17,577.11		\$ 17,577.65
6/2/2015			\$ 17,577.00	\$ 0.65
6/30/2015		\$ 32,396.06		\$ 32,396.71
7/6/2015			\$ 32,396.00	\$ 0.71
7/31/2015		\$ 21,410.58		\$ 21,411.29
8/5/2015			\$ 21,411.00	\$ 0.29
8/31/2015		\$ 46,679.62		\$ 46,679.91
9/9/2015			\$ 46,679.00	\$ 0.91
9/30/2015		\$ 8,083.62		\$ 8,084.53
10/13/2015			\$ 8,084.00	\$ 0.53
10/31/2015		\$ 16,955.38		\$ 16,955.91
11/3/2015			\$ 16,955.00	\$ 0.91
11/30/2015		\$ 27,729.17		\$ 27,730.08
12/2/2015			\$ 27,700.00	\$ 30.08
12/31/2015		\$ 25,344.82		\$ 25,374.90
1/12/2016			\$ 25,374.00	\$ 0.90
1/31/2016		\$ 10,908.66		\$ 10,909.56
2/4/2016			\$ 10,909.00	\$ 0.56
2/29/2016		\$ 23,823.70		\$ 23,824.26
3/2/2016			\$ 23,824.00	\$ 0.26
3/31/2016		\$ 41,969.28		\$ 41,969.54
4/19/2016			\$ 41,969.00	\$ 0.54
4/30/2016		\$ 18,623.44		\$ 18,623.98
5/4/2016			\$ 18,623.00	\$ 0.98
5/31/2016		\$ 42,803.56		\$ 42,804.54
6/2/2016			\$ 42,804.00	\$ 0.54
6/30/2016		\$ 5,114.28		\$ 5,114.82
7/6/2016			\$ 5,114.00	\$ 0.82
7/31/2016		\$ 23,535.92		\$ 23,536.74
8/3/2016			\$ 23,536.00	\$ 0.74
8/31/2016		\$ 66,048.46		\$ 66,049.20
9/1/2016			\$ 66,049.00	\$ 0.20
9/30/2016		\$ 275.69		\$ 275.89
10/5/2016			\$ 275.00	\$ 0.89
10/31/2016		\$ 54,224.53		\$ 54,225.42
11/3/2016			\$ 54,225.00	\$ 0.42
11/30/2016		\$ 22.14		\$ 22.56
12/1/2016			\$ 22.00	\$ 0.56
12/31/2016		\$ 24,520.57		\$ 24,521.13
1/4/2017			\$ 24,521.00	\$ 0.13
1/31/2017		\$ 50,714.68		\$ 50,714.81
2/2/2017			\$ 50,500.00	\$ 214.81
2/28/2017		\$ 6,047.40		\$ 6,262.21
3/2/2017			\$ 6,260.00	\$ 2.21
3/31/2017		\$ 38,506.16		\$ 38,508.37
4/4/2017			\$ 38,508.00	\$ 0.37
4/30/2017		\$ 27,876.24		\$ 27,876.61
5/2/2017			\$ 27,876.00	\$ 0.61
5/31/2017		\$ 47,370.55		\$ 47,371.16
6/5/2017			\$ 47,370.00	\$ 1.16
6/30/2017		\$ 66.27		\$ 67.43
7/31/2017		\$ 70,352.42		\$ 70,419.85
8/17/2017			\$ 69,000.00	\$ 1,419.85
8/31/2017		\$ 34,156.32		\$ 35,576.17
9/7/2017			\$ 34,000.00	\$ 1,576.17
9/30/2017		\$ 87.19		\$ 1,663.36
10/31/2017		\$ 57,729.39		\$ 59,392.75
11/2/2017			\$ 55,000.00	\$ 4,392.75
11/30/2017		\$ 30.97		\$ 4,423.72

Quarterly Collection	Transfer Total
----------------------	----------------

\$ 84,403.34		Roll Over
\$ 30,723.47	\$ 88,393.00	
\$ 50,362.55	\$ 64,667.00	
\$ 59,733.35	\$ 39,766.00	
\$ 76,173.82	\$ 100,486.00	
\$ 70,029.37	\$ 52,739.00	
\$ 76,701.64	\$ 60,107.00	
\$ 66,541.28	\$ 103,396.00	
\$ 89,860.07	\$ 94,699.00	
\$ 78,767.24	\$ 54,522.00	
\$ 95,268.24	\$ 81,281.00	
\$ 75,313.06	\$ 113,754.00	
\$ 104,595.93	\$ 103,000.00	

PFC No. 14-09-C-00-SUN/PFC No. 15-10-U-00-SUN				
Account Transaction Summary				
Revised December 31, 2019				
Date	Roll Over	Deposit Amount	Transfer Amount	Account Balance
12/27/2017			\$ 2,400.00	\$ 2,023.72
12/31/2017		\$ 28,133.92		\$ 30,157.64
1/4/2018			\$ 28,000.00	\$ 2,157.64
1/31/2018		\$ 30,294.56		\$ 32,452.20
2/1/2018			\$ 30,000.00	\$ 2,452.20
2/28/2018		\$ 64,403.92		\$ 66,856.12
3/5/2018			\$ 65,000.00	\$ 1,856.12
3/31/2018		\$ 167.36		\$ 2,023.48
4/30/2018		\$ 52,575.69		\$ 54,599.17
5/2/2018			\$ 52,000.00	\$ 2,599.17
5/3/2018	Chargeback Fee	\$ 2.00		\$ 2,601.17
5/7/2018		\$ (2.00)		\$ 2,599.17
5/31/2018		\$ 25,627.28		\$ 28,226.45
6/5/2018			\$ 25,000.00	\$ 3,226.45
6/30/2018		\$ 92.49		\$ 3,318.94
7/31/2018		\$ 73,299.32		\$ 76,618.26
8/7/2018			\$ 74,000.00	\$ 2,618.26
8/31/2018		\$ 106.55		\$ 2,724.81
9/30/2018		\$ 38,306.75		\$ 41,031.56
10/4/2018			\$ 40,000.00	\$ 1,031.56
10/31/2018		\$ 32,614.48		\$ 33,646.04
11/30/2018		\$ 28,630.07		\$ 62,276.11
12/10/2018			\$ 60,000.00	\$ 2,276.11
12/31/2018		\$ 57,897.91		\$ 60,174.02
1/31/2019		\$ 18.17		\$ 60,192.19
2/28/2019		\$ 27,455.79		\$ 87,647.98
3/31/2019		\$ 41,258.63		\$ 128,906.61
4/30/2019		\$ 58,800.99	\$ 31,575.29	\$ 156,132.31
5/31/2019		\$ 125.41	\$ 128,000.00	\$ 28,257.72
6/30/2019		\$ 26,717.78	\$ 53,000.00	\$ 1,975.50
7/31/2019		\$ 32,788.12		\$ 34,763.62
8/31/2019		\$ 35,966.10	\$ 70,000.00	\$ 729.72
9/30/2019		\$ 69,136.15	\$ 34,172.57	\$ 35,693.30
10/29/2019		\$ 107.77	\$ 34,792.16	\$ 1,008.91
11/20/2019		\$ 30,061.91	\$ 30,063.08	\$ 1,007.74
12/31/2019		\$ 32,106.82	\$ 32,039.49	\$ 1,075.07
Total	\$84,403.34	\$1,718,524.32	\$1,801,852.59	\$1,075.07

Quarterly Collection	Transfer Total
\$ 85,894.28	\$ 57,400.00
\$ 94,865.84	\$ 123,000.00
\$ 78,295.46	\$ 77,000.00
\$ 111,712.62	\$ 74,000.00
\$ 119,142.46	\$ 100,000.00
\$ 68,732.59	\$ -
\$ 85,644.18	\$ 212,575.29
\$ 200,166.87	\$ 201,067.30

Previous reports understated \$2

deposited directly into operational acct.

Previous reports understated \$2
This amount should match bank account total

PFC Approved Expenses \$ 2,583,011.42
Less Amount Transferred \$ 1,801,852.59
Total Amount Eligible for Transfer \$ 781,158.83

\$ 1,802,927.66 \$ 1,801,852.59

Income Total from PFC QB Revenue	\$1,802,927.66
Total Report	
Total from this report	\$1,802,927.66
Variance	\$ -

- PFC Details
- Reports
- User Setting
- Help
- Logoff

Revenue

Please Select the Airport: SUN -- Friedman Memorial

	SUN	Friedman Memorial	Hailey, ID
NM/HLN	P (N)	City of Hailey and County of Blaine	

Revenue - Public Agency Airport

Approved for Collection	6,987,776
Collections	5,938,056
Interest	64,022
Total Revenue	6,002,078
Uncollected Balance	985,698
Disbursements	5,905,475
PFC Account Balance	96,603
Legal Expiration Date	07/01/2028
Projected Program Expiration Date	11/01/2020
Projected Months to Collect	10

Pick CY to Display: 2019 ▼

Year	Month	Action	Collections	Interest	Total Revenue	Comments	Last Updated
2019	12	<input type="button" value="Edit"/>	62,269.03	7.47	62,276.50		01/15/2020
2019	11	<input type="button" value="Edit"/>	0.00	0.00	0.00		
2019	10	<input type="button" value="Edit"/>	0.00	0.00	0.00		
2019	09	<input type="button" value="Edit"/>	137,876.32	14.05	137,890.37		10/03/2019
2019	08	<input type="button" value="Edit"/>	0.00	0.00	0.00		
2019	07	<input type="button" value="Edit"/>	0.00	0.00	0.00		
2019	06	<input type="button" value="Edit"/>	85,614.68	29.50	85,644.18		11/25/2019
2019	05	<input type="button" value="Edit"/>	0.00	0.00	0.00		
2019	04	<input type="button" value="Edit"/>	0.00	0.00	0.00		
2019	03	<input type="button" value="Edit"/>	68,702.32	34.66	68,736.98		05/07/2019
2019	02	<input type="button" value="Edit"/>	0.00	0.00	0.00		05/07/2019
2019	01	<input type="button" value="Edit"/>	0.00	0.00	0.00		05/07/2019

8:11 AM

01/15/20

Accrual Basis

Friedman Memorial Airport
PFC Transfer Summary
As of December 31, 2019

Type	Date	Num	Name	Memo	Split	Amount	Balance
1002-00 · PFC Savings							-1,588,979.23
1002-05 · MW - Ckg - '14 PFC 813200012950							-1,588,979.23
Transfer	10/29/2019			Funds Transfer	1001-02 · MW - Ch...	-34,792.16	-1,623,771.39
Transfer	11/20/2019			Funds Transfer	1001-02 · MW - Ch...	-30,063.08	-1,653,834.47
Transfer	12/31/2019			Funds Transfer	1001-02 · MW - Ch...	-32,039.49	-1,685,873.96
Total 1002-05 · MW - Ckg - '14 PFC 813200012950						-96,894.73	-1,685,873.96
Total 1002-00 · PFC Savings						-96,894.73	-1,685,873.96
TOTAL						-96,894.73	-1,685,873.96



Member
FDIC

Date 10/31/19 Page 1
Primary Account XXXXXXXXXXXXX2950

FRIEDMAN MEMORIAL AIRPORT AUTHORITY
14 PFC FUND
1616 AIRPORT CIR
HAILEY ID 83333-5534

***** CHECKING ACCOUNTS *****

Account Title: FRIEDMAN MEMORIAL AIRPORT AUTHORITY
14 PFC FUND

BUSINESS MONEY MARKET		Number of Enclosures	3
Account Number	XXXXXXXXXXXX2950	Statement Dates	10/01/19 thru 10/31/19
Previous Balance	35,691.30	Days in the statement period	31
3 Deposits/Credits	104.48	Average Ledger	32,394.07
1 Checks/Debits	34,792.16	Average Collected	32,394.07
Service Charge	.00	Interest Earned	3.29
Interest Paid	3.29	Annual Percentage Yield Earned	0.12%
Ending Balance	1,006.91	2019 Interest Paid	81.50

----- ACTIVITY IN DATE ORDER -----

Date	Description	withdrawals	Deposits	Balance
10/10	DDA Regular Deposit	.00	96.58	35,787.88
10/24	DDA Regular Deposit	.00	4.28	35,792.16
10/29	Transf to MAIN ACCOUNT	34,792.16-	.00	1,000.00
	Confirmation number 1029194871			
10/31	DDA Regular Deposit	.00	3.62	1,003.62
10/31	Interest Deposit	.00	3.29	1,006.91

----- INTEREST RATE SUMMARY -----

Date	Rate
9/30	0.120000%
10/29	0.040000%

DATE: 10/10/19

CURRENCY	TOTAL CASH	CHECKS	OTHER
		96.58	
TOTAL FROM OTHER BANKS ON ATTACHED LIST			96.58


DEPOSIT TICKET TOTAL ITEMS

DEPOSITS MAY NOT BE AVAILABLE FOR IMMEDIATE WITHDRAWAL.

92-7195/1231

RE-ENTER GRAND TOTAL IN SCREENED BOXES

FRIEDMAN MEMORIAL AIRPORT AUTHORITY
1616 AIRPORT CIRCLE
HALEY, ID 83333

 \$ 96.58

⑆23171955⑆0813200012950⑆ 01

USE ROUTING NUMBER FROM YOUR CHECKS FOR AUTOMATIC PAYMENTS. ⑆08⑆ AND ⑆719⑆ ARE CHECKS FOR DEPOSIT SUBJECT TO THE PROVISIONS OF THE UNIFORM COMMERCIAL CODE AND ANY APPLICABLE COLLECTION AGREEMENT.

DATE: 10-24-19

CURRENCY	TOTAL CASH	CHECKS	OTHER
		4.28	
TOTAL FROM OTHER BANKS ON ATTACHED LIST			4.28


DEPOSIT TICKET TOTAL ITEMS

DEPOSITS MAY NOT BE AVAILABLE FOR IMMEDIATE WITHDRAWAL.

92-7195/1231

RE-ENTER GRAND TOTAL IN SCREENED BOXES

FRIEDMAN MEMORIAL AIRPORT AUTHORITY
1616 AIRPORT CIRCLE
HALEY, ID 83333

 \$ 4.28

⑆23171955⑆0813200012950⑆ 01

USE ROUTING NUMBER FROM YOUR CHECKS FOR AUTOMATIC PAYMENTS. ⑆08⑆ AND ⑆719⑆ ARE CHECKS FOR DEPOSIT SUBJECT TO THE PROVISIONS OF THE UNIFORM COMMERCIAL CODE AND ANY APPLICABLE COLLECTION AGREEMENT.

DDA Regular Deposit Date: 10/10 Amount: \$96.58

DDA Regular Deposit Date: 10/24 Amount: \$4.28

DATE: 10-31-19

CURRENCY	TOTAL CASH	CHECKS	OTHER
		3.62	
TOTAL FROM OTHER BANKS ON ATTACHED LIST			3.62

DEPOSIT TICKET TOTAL ITEMS

DEPOSITS MAY NOT BE AVAILABLE FOR IMMEDIATE WITHDRAWAL.

92-7195/1231

RE-ENTER GRAND TOTAL IN SCREENED BOXES

FRIEDMAN MEMORIAL AIRPORT AUTHORITY
1616 AIRPORT CIRCLE
HALEY, ID 83333

 \$ 3.62

⑆23171955⑆0813200012950⑆ 01

USE ROUTING NUMBER FROM YOUR CHECKS FOR AUTOMATIC PAYMENTS. ⑆08⑆ AND ⑆719⑆ ARE CHECKS FOR DEPOSIT SUBJECT TO THE PROVISIONS OF THE UNIFORM COMMERCIAL CODE AND ANY APPLICABLE COLLECTION AGREEMENT.

DDA Regular Deposit Date: 10/31 Amount: \$3.62



Bank of the San Juans	144 E. Eighth St. Durango, CO 81301	banksanjuans.com	970-247-1818
Citizens Community Bank	PO Box 1689 Pocatello, ID 83204	ccb-idaho.com	208-232-5373
Collegiate Peaks Banks	PO Box 3009 Buena Vista, CO 81211	collegiatepeaksbank.com	719-395-2472
First Bank	PO Box 907 Powell, WY 82435	gofirstbank.com	800-377-6909
First Bank of Montana	PO Box 540 Lewistown, MT 59457	1stbmt.com	406-538-7471
First Community Bank Utah	PO Box 248 Layton, UT 84041	fcbutah.bank	801-813-1600
First Security Bank of Bozeman	PO Box 910 Bozeman, MT 59771	ourbank.com	406-585-3800
First Security Bank of Missoula	PO Box 4506 Missoula, MT 59806	fbmsla.com	406-728-3115
First State Bank	PO Box 39 Wheatland, WY 82201	fsbwy.com	307-322-5222
Foothills Bank	11689 S. Foothills Blvd Yuma, AZ 85367	foothillsbank.com	800-288-8244
Glacier Bank	PO Box 27 Kalispell, MT 59903	glacierbank.com	406-756-4200
Mountain West Bank	PO Box 1059 Coeur d'Alene, ID 83816	mountainwestbank.com	208-765-0284
North Cascades Bank	PO Box 1648 Chelan, WA 98816	northcascadesbank.com	509-682-4502
Valley Bank of Helena	PO Box 5269 Helena, MT 59604	valleybankhelena.com	406-495-2400
Western Security Bank	PO Box 20637 Billings, MT 59104	westernsecuritybank.com	406-238-8820

You will notice some changes have been made to the statements. If you would like to have a reconciling page for reconciling assistance, please visit your local Division Branch or call your local branch and we would be happy to mail you a supply. The reconciling sheet has also been added to each Division website and can be printed from home for your convenience.

IN CASE OF ERRORS OR QUESTIONS ABOUT YOUR ELECTRONIC TRANSFERS ON YOUR CONSUMER ACCOUNT

Telephone us or write us at the phone number and address on the top of this statement as soon as you can, if you think your statement or receipt is wrong or if you need more information about a transfer on the statement or receipt. We must hear from you no later than 60 days after we sent you the FIRST statement on which the error or problem appeared.

- (1) Tell us your name and account number
- (2) Describe the error or the transfer you are unsure about and explain as clearly as you can why you believe there is an error or why you need more information
- (3) Tell us the dollar amount of the suspected error

We will investigate your complaint and will correct any error promptly. If we take more than 10 business days to do this, we will re-credit your account for the amount you think is in error, so that you will have use of the money during the time it takes us to complete our investigation.

HOW FINANCE CHARGES ARE CALCULATED ON OVERDRAFT CHECKING AND LINES OF CREDIT

A. Finance Charges are imposed on principal advances under your line and begin to accrue on the day an advance is posted to your line: THERE IS NO GRACE PERIOD. We figure (a portion of) the finance charge on your account by applying the periodic rate to the "average daily balance" of your account (including current transactions). To get the "daily balance" we take the beginning balance of your account each day, add any new (purchases/advances/loans), and subtract any payments or credits (and unpaid finance charges). This gives us the daily balance. Then, we add up all the daily balances in the billing cycle and divide the total by the number of days in the billing cycle. This gives us the "average daily balance."

B. New Balance Calculation—The New Balance shown on the face of this statement is calculated by (1) Starting with the "Beginning Balance" (the New Balance from the previous month's statement) (2) subtracting total payments and (3) adding total advances (including, if applicable, Credit Life premiums, check printing charges, returned check charges, or any other miscellaneous charges outlined in your loan agreement) and (4) adding total Finance Charges.

C. Payments—The minimum periodic payment shown on the front of this statement:

- (1) will, in the case of OVERDRAFT CHECKING ACCOUNTS, be automatically deducted from your checking account at the end of each billing cycle normally thirty (30) days, or
- (2) must, in the case of LINE OF CREDIT ACCOUNTS, be delivered or mailed with the coupon section of the statement and check, money order or cash to the bank of account.

Payments shall be applied first to any unpaid Finance Charges and second to the principal balance outstanding.

IN CASE OF ERRORS OR QUESTIONS ABOUT YOUR BILL

If you think your bill is wrong or if you need more information about a transaction on your bill, write us (on a separate sheet) at the address shown on your bill as soon as possible. We must hear from you no later than 60 days after we sent you the first bill on which the error or problem appeared. You can telephone us, but doing so will not preserve your rights.

In your letter give us the following information:

- Your name and account number
- The dollar amount of suspected error

Describe the error and explain, if you can, why you believe there is an error. If you need more information, describe the item you are unsure about.

You do not have to pay any amount in question while we are investigating, but you are still obligated to pay the parts of your bill that are not in question. While we investigate your question, we cannot report you as delinquent or take any action to collect the amount you question.

REPURCHASE AGREEMENT AND FDIC INSURANCE

Customer funds held in a Repurchase Agreement are not a deposit and therefore not insured by the FDIC. Such funds are subject to the terms and limitations of the Sweep Account Master Repurchase Agreement.

5:19 PM

11/07/19

Friedman Memorial Airport Reconciliation Summary

1002-05 · MW - Ckg - '14 PFC 813200012950, Period Ending 10/31/2019

	<u>Oct 31, 19</u>	
Beginning Balance		35,691.30
Cleared Transactions		
Checks and Payments - 1 item	-34,792.16	
Deposits and Credits - 4 items	107.77	
Total Cleared Transactions	<u>-34,684.39</u>	
Cleared Balance		<u>1,006.91</u>
Register Balance as of 10/31/2019		1,006.91
New Transactions		
Deposits and Credits - 1 item	30,056.17	
Total New Transactions	<u>30,056.17</u>	
Ending Balance		<u><u>31,063.08</u></u>

5:19 PM

11/07/19

Friedman Memorial Airport Reconciliation Detail

1002-05 · MW - Ckg - '14 PFC 813200012950, Period Ending 10/31/2019

Type	Date	Num	Name	Clr	Amount	Balance
Beginning Balance						35,691.30
Cleared Transactions						
Checks and Payments - 1 item						
Transfer	10/29/2019			X	-34,792.16	-34,792.16
Total Checks and Payments					-34,792.16	-34,792.16
Deposits and Credits - 4 items						
Deposit	10/10/2019			X	96.58	96.58
Deposit	10/24/2019			X	4.28	100.86
Deposit	10/31/2019			X	3.29	104.15
Deposit	10/31/2019			X	3.62	107.77
Total Deposits and Credits					107.77	107.77
Total Cleared Transactions					-34,684.39	-34,684.39
Cleared Balance					-34,684.39	1,006.91
Register Balance as of 10/31/2019					-34,684.39	1,006.91
New Transactions						
Deposits and Credits - 1 item						
Deposit	11/07/2019				30,056.17	30,056.17
Total Deposits and Credits					30,056.17	30,056.17
Total New Transactions					30,056.17	30,056.17
Ending Balance					-4,628.22	31,063.08



Member
FDIC

Date 11/29/19 Page 1
Primary Account XXXXXXXXXXXXX2950

FRIEDMAN MEMORIAL AIRPORT AUTHORITY
14 PFC FUND
1616 AIRPORT CIR
HAILEY ID 83333-5534

***** CHECKING ACCOUNTS *****

Account Title: FRIEDMAN MEMORIAL AIRPORT AUTHORITY
14 PFC FUND

BUSINESS MONEY MARKET		Number of Enclosures	2
Account Number	XXXXXXXXXXXX2950	Statement Dates	11/01/19 thru 12/01/19
Previous Balance	1,006.91	Days in the statement period	31
2 Deposits/Credits	30,060.56	Average Ledger	13,609.14
1 Checks/Debits	30,063.08	Average Collected	13,609.14
Service Charge	.00	Interest Earned	1.35
Interest Paid	1.35	Annual Percentage Yield Earned	0.12%
Ending Balance	1,005.74	2019 Interest Paid	82.85

----- ACTIVITY IN DATE ORDER -----

Date	Description	Withdrawals	Deposits	Balance
11/07	DDA Regular Deposit	.00	30,056.17	31,063.08
11/20	Transf to MAIN ACCOUNT	30,063.08-	.00	1,000.00
	Confirmation number 1120196952			
11/27	DDA Regular Deposit	.00	4.39	1,004.39
12/01	Interest Deposit	.00	1.35	1,005.74

----- INTEREST RATE SUMMARY -----

Date	Rate
10/31	0.040000%
11/07	0.120000%
11/20	0.040000%

DATE: 11-07-19

CURRENCY	
COINS	
TOTAL CASH	30056.17
CHECKS	
1	
2	
3	
4	
5	
6	
7	
8	
9	
10	
11	
12	
13	
14	
15	
16	
17	
18	
19	
20	
21	
22	
23	
24	
25	
26	
27	
28	
29	
30	
TOTAL FROM OTHER SIDE OF ATTACHED LIST	0.00
TOTAL	30056.17


DEPOSIT TICKET TOTAL ITEMS

DEPOSITS MAY NOT BE AVAILABLE FOR IMMEDIATE WITHDRAWAL.

92-71951231

RE-ENTER GRAND TOTAL IN SCREENED BOXES

FRIEDMAN MEMORIAL AIRPORT AUTHORITY
1818 AIRPORT CIRCLE
HAILEY, ID 83433



\$ 30,056.17

⑆ 23 67 4955 08 43 2000 12950 ⑆ 0 ⑆

USE ROUTING NUMBER FROM FRONT CHECKS FOR AUTOMATIC DEBITS. DEBITS WILL BE DEBITED TO THE ACCOUNT OF THE LAUNDROMAT COMMERCIAL CODE AND NOT APPLICANT. © 2011 FOLIO AGREEMENT

DDA Regular Deposit Date: 11/07 Amount: \$30,056.17

DATE: 11-26-19

CURRENCY	
COINS	
TOTAL CASH	4.39
CHECKS	
1	
2	
3	
4	
5	
6	
7	
8	
9	
10	
11	
12	
13	
14	
15	
16	
17	
18	
19	
20	
21	
22	
23	
24	
25	
26	
27	
28	
29	
30	
TOTAL FROM OTHER SIDE OF ATTACHED LIST	0.00
TOTAL	4.39


DEPOSIT TICKET TOTAL ITEMS

DEPOSITS MAY NOT BE AVAILABLE FOR IMMEDIATE WITHDRAWAL.

92-71951231

RE-ENTER GRAND TOTAL IN SCREENED BOXES

FRIEDMAN MEMORIAL AIRPORT AUTHORITY
1818 AIRPORT CIRCLE
HAILEY, ID 83433



\$ 4.39

⑆ 23 67 4955 08 43 2000 12950 ⑆ 0 ⑆

USE ROUTING NUMBER FROM FRONT CHECKS FOR AUTOMATIC DEBITS. DEBITS WILL BE DEBITED TO THE ACCOUNT OF THE LAUNDROMAT COMMERCIAL CODE AND NOT APPLICANT. © 2011 FOLIO AGREEMENT

DDA Regular Deposit Date: 11/27 Amount: \$4.39



Bank of the San Juans	144 E. Eighth St. Durango, CO 81301	banksanjuans.com	970-247-1818
Citizens Community Bank	PO Box 1689 Pocatello, ID 83204	ccb-idaho.com	208-232-5373
Collegiate Peaks Banks	PO Box 3009 Buena Vista, CO 81211	collegiatepeaksbank.com	719-395-2472
First Bank	PO Box 907 Powell, WY 82435	gofirstbank.com	800-377-6909
First Bank of Montana	PO Box 540 Lewistown, MT 59457	1stbmt.com	406-538-7471
First Community Bank Utah	PO Box 248 Layton, UT 84041	fcbutah.bank	801-813-1600
First Security Bank of Bozeman	PO Box 910 Bozeman, MT 59771	ourbank.com	406-585-3800
First Security Bank of Missoula	PO Box 4506 Missoula, MT 59806	fsbmsla.com	406-728-3115
First State Bank	PO Box 39 Wheatland, WY 82201	fsbwy.com	307-322-5222
Foothills Bank	11689 S. Foothills Blvd Yuma, AZ 85367	foothillsbank.com	800-288-8244
Glacier Bank	PO Box 27 Kalispell, MT 59903	glacierbank.com	406-756-4200
Mountain West Bank	PO Box 1059 Coeur d'Alene, ID 83816	mountainwestbank.com	208-765-0284
North Cascades Bank	PO Box 1648 Chelan, WA 98816	northcascadesbank.com	509-682-4502
Valley Bank of Helena	PO Box 5269 Helena, MT 59604	valleybankhelena.com	406-495-2400
Western Security Bank	PO Box 20637 Billings, MT 59104	westernsecuritybank.com	406-238-8820

You will notice some changes have been made to the statements. If you would like to have a reconciling page for reconciling assistance, please visit your local Division Branch or call your local branch and we would be happy to mail you a supply. The reconciling sheet has also been added to each Division website and can be printed from home for your convenience.

IN CASE OF ERRORS OR QUESTIONS ABOUT YOUR ELECTRONIC TRANSFERS ON YOUR CONSUMER ACCOUNT

Telephone us or write us at the phone number and address on the top of this statement as soon as you can, if you think your statement or receipt is wrong or if you need more information about a transfer on the statement or receipt. We must hear from you no later than 60 days after we sent you the FIRST statement on which the error or problem appeared.

- (1) Tell us your name and account number
- (2) Describe the error or the transfer you are unsure about and explain as clearly as you can why you believe there is an error or why you need more information
- (3) Tell us the dollar amount of the suspected error

We will investigate your complaint and will correct any error promptly. If we take more than 10 business days to do this, we will re-credit your account for the amount you think is in error, so that you will have use of the money during the time it takes us to complete our investigation.

HOW FINANCE CHARGES ARE CALCULATED ON OVERDRAFT CHECKING AND LINES OF CREDIT

A. Finance Charges are imposed on principal advances under your line and begin to accrue on the day an advance is posted to your line: THERE IS NO GRACE PERIOD. We figure (a portion of) the finance charge on your account by applying the periodic rate to the "average daily balance" of your account (including current transactions). To get the "daily balance" we take the beginning balance of your account each day, add any new (purchases/advances/loans), and subtract any payments or credits (and unpaid finance charges). This gives us the daily balance. Then, we add up all the daily balances in the billing cycle and divide the total by the number of days in the billing cycle. This gives us the "average daily balance."

B. New Balance Calculation—The New Balance shown on the face of this statement is calculated by (1) Starting with the "Beginning Balance" (the New Balance from the previous month's statement) (2) subtracting total payments and (3) adding total advances (including, if applicable, Credit Life premiums, check printing charges, returned check charges, or any other miscellaneous charges outlined in your loan agreement) and (4) adding total Finance Charges.

C. Payments—The minimum periodic payment shown on the front of this statement:

- (1) will, in the case of OVERDRAFT CHECKING ACCOUNTS, be automatically deducted from your checking account at the end of each billing cycle normally thirty (30) days, or
- (2) must, in the case of LINE OF CREDIT ACCOUNTS, be delivered or mailed with the coupon section of the statement and check, money order or cash to the bank of account.

Payments shall be applied first to any unpaid Finance Charges and second to the principal balance outstanding.

IN CASE OF ERRORS OR QUESTIONS ABOUT YOUR BILL

If you think your bill is wrong or if you need more information about a transaction on your bill, write us (on a separate sheet) at the address shown on your bill as soon as possible. We must hear from you no later than 60 days after we sent you the first bill on which the error or problem appeared. You can telephone us, but doing so will not preserve your rights.

In your letter give us the following information:

Your name and account number

The dollar amount of suspected error

Describe the error and explain, if you can, why you believe there is an error. If you need more information, describe the item you are unsure about.

You do not have to pay any amount in question while we are investigating, but you are still obligated to pay the parts of your bill that are not in question. While we investigate your question, we cannot report you as delinquent or take any action to collect the amount you question.

REPURCHASE AGREEMENT AND FDIC INSURANCE

Customer funds held in a Repurchase Agreement are not a deposit and therefore not insured by the FDIC. Such funds are subject to the terms and limitations of the Sweep Account Master Repurchase Agreement.

5:31 PM

12/11/19

Friedman Memorial Airport Reconciliation Summary

1002-05 · MW - Ckg - '14 PFC 813200012950, Period Ending 11/30/2019

	<u>Nov 30, 19</u>
Beginning Balance	1,006.91
Cleared Transactions	
Checks and Payments - 1 item	-30,063.08
Deposits and Credits - 3 items	30,061.91
	<u>-1.17</u>
Total Cleared Transactions	
Cleared Balance	<u><u>1,005.74</u></u>
Register Balance as of 11/30/2019	1,005.74
Ending Balance	1,005.74

5:31 PM

12/11/19

Friedman Memorial Airport Reconciliation Detail

1002-05 · MW - Ckg - '14 PFC 813200012950, Period Ending 11/30/2019

Type	Date	Num	Name	Clr	Amount	Balance
Beginning Balance						1,006.91
Cleared Transactions						
Checks and Payments - 1 item						
Transfer	11/20/2019			X	-30,063.08	-30,063.08
Total Checks and Payments					-30,063.08	-30,063.08
Deposits and Credits - 3 items						
Deposit	11/07/2019			X	30,056.17	30,056.17
Deposit	11/27/2019			X	4.39	30,060.56
Deposit	11/30/2019			X	1.35	30,061.91
Total Deposits and Credits					30,061.91	30,061.91
Total Cleared Transactions					-1.17	-1.17
Cleared Balance					-1.17	1,005.74
Register Balance as of 11/30/2019					-1.17	1,005.74
Ending Balance					-1.17	1,005.74



Member
FDIC

Date 12/31/19 Page 1
Primary Account XXXXXXXXXXXXX2950

FRIEDMAN MEMORIAL AIRPORT AUTHORITY
14 PFC FUND
1616 AIRPORT CIR
HAILEY ID 83333-5534

***** CHECKING ACCOUNTS *****

Account Title: FRIEDMAN MEMORIAL AIRPORT AUTHORITY
14 PFC FUND

BUSINESS MONEY MARKET		Number of Enclosures	4
Account Number	XXXXXXXXXXXX2950	Statement Dates	12/02/19 thru 12/31/19
Previous Balance	1,005.74	Days in the statement period	30
4 Deposits/Credits	32,103.99	Average Ledger	28,742.37
1 Checks/Debits	32,039.49	Average Collected	28,742.37
Service Charge	.00	Interest Earned	2.83
Interest Paid	2.83	Annual Percentage Yield Earned	0.12%
Ending Balance	1,073.07	2019 Interest Paid	85.68

----- ACTIVITY IN DATE ORDER -----

Date	Description	withdrawals	Deposits	Balance
12/05	DDA Regular Deposit	.00	31,897.66	32,903.40
12/12	DDA Regular Deposit	.00	136.09	33,039.49
12/26	DDA Regular Deposit	.00	21.95	33,061.44
12/31	DDA Regular Deposit	.00	48.29	33,109.73
12/31	Interest Deposit	.00	2.83	33,112.56
12/31	Transf to MAIN ACCOUNT	32,039.49-	.00	1,073.07
Confirmation number 1231190248				

----- INTEREST RATE SUMMARY -----

Date	Rate
12/01	0.040000%
12/05	0.120000%
12/31	0.040000%

DATE: 12-5-19

CURRENCY	COINS	CHECKS	TOTAL CASH
			31897.66
TOTAL FROM COUNTER			31897.66
TOTAL FROM ATM			
TOTAL FROM DEPOSIT SLIP			
TOTAL FROM OTHER			
TOTAL			31897.66

DEPOSIT TICKET TOTAL ITEMS

DEPOSITS MAY NOT BE AVAILABLE FOR IMMEDIATE WITHDRAWAL

92-7195/1221

RE-ENTER GRAND TOTAL IN SCREENED BOXES

FRIEDMAN MEMORIAL AIRPORT AUTHORITY
1818 AIRPORT CIRCLE
HAILEY, ID 83333

Mountain West Bank
800-641-5461 | MOUNTAINWESTBANK.COM

\$ 31897.66

⑆23171955⑈0813200012950⑆ 01

USE ROUTING NUMBER FROM YOUR CHECKS FOR AUTOMATIC PAYMENTS. CHECKS AND OTHER PAYMENTS RECEIVED FOR DEPOSIT SUBJECT TO THE PROVISIONS OF THE NATIONAL COMMERCIAL CODE AND ANY APPLICABLE COLLECTION AGREEMENT.

DATE: 12-12-19

CURRENCY	COINS	CHECKS	TOTAL CASH
			136.09
TOTAL FROM COUNTER			136.09
TOTAL FROM ATM			
TOTAL FROM DEPOSIT SLIP			
TOTAL FROM OTHER			
TOTAL			136.09

DEPOSIT TICKET TOTAL ITEMS

DEPOSITS MAY NOT BE AVAILABLE FOR IMMEDIATE WITHDRAWAL

92-7195/1221

RE-ENTER GRAND TOTAL IN SCREENED BOXES

FRIEDMAN MEMORIAL AIRPORT AUTHORITY
1818 AIRPORT CIRCLE
HAILEY, ID 83333

Mountain West Bank
800-641-5461 | MOUNTAINWESTBANK.COM

\$ 136.09

⑆23171955⑈0813200012950⑆ 01

USE ROUTING NUMBER FROM YOUR CHECKS FOR AUTOMATIC PAYMENTS. CHECKS AND OTHER PAYMENTS RECEIVED FOR DEPOSIT SUBJECT TO THE PROVISIONS OF THE NATIONAL COMMERCIAL CODE AND ANY APPLICABLE COLLECTION AGREEMENT.

DDA Regular Deposit Date: 12/05 Amount: \$31,897.66

DATE: 12-26-19

CURRENCY	COINS	CHECKS	TOTAL CASH
			21.95
TOTAL FROM COUNTER			21.95
TOTAL FROM ATM			
TOTAL FROM DEPOSIT SLIP			
TOTAL FROM OTHER			
TOTAL			21.95

DEPOSIT TICKET TOTAL ITEMS

DEPOSITS MAY NOT BE AVAILABLE FOR IMMEDIATE WITHDRAWAL

92-7195/1221

RE-ENTER GRAND TOTAL IN SCREENED BOXES

FRIEDMAN MEMORIAL AIRPORT AUTHORITY
1818 AIRPORT CIRCLE
HAILEY, ID 83333

Mountain West Bank
800-641-5461 | MOUNTAINWESTBANK.COM

\$ 21.95

⑆23171955⑈0813200012950⑆ 01

USE ROUTING NUMBER FROM YOUR CHECKS FOR AUTOMATIC PAYMENTS. CHECKS AND OTHER PAYMENTS RECEIVED FOR DEPOSIT SUBJECT TO THE PROVISIONS OF THE NATIONAL COMMERCIAL CODE AND ANY APPLICABLE COLLECTION AGREEMENT.

DDA Regular Deposit Date: 12/26 Amount: \$21.95

DDA Regular Deposit Date: 12/12 Amount: \$136.09

DATE: 12-31-19

CURRENCY	COINS	CHECKS	TOTAL CASH
			48.29
TOTAL FROM COUNTER			48.29
TOTAL FROM ATM			
TOTAL FROM DEPOSIT SLIP			
TOTAL FROM OTHER			
TOTAL			48.29

DEPOSIT TICKET TOTAL ITEMS

DEPOSITS MAY NOT BE AVAILABLE FOR IMMEDIATE WITHDRAWAL

92-7195/1221

RE-ENTER GRAND TOTAL IN SCREENED BOXES

FRIEDMAN MEMORIAL AIRPORT AUTHORITY
1818 AIRPORT CIRCLE
HAILEY, ID 83333

Mountain West Bank
800-641-5461 | MOUNTAINWESTBANK.COM

\$ 48.29

⑆23171955⑈0813200012950⑆ 01

USE ROUTING NUMBER FROM YOUR CHECKS FOR AUTOMATIC PAYMENTS. CHECKS AND OTHER PAYMENTS RECEIVED FOR DEPOSIT SUBJECT TO THE PROVISIONS OF THE NATIONAL COMMERCIAL CODE AND ANY APPLICABLE COLLECTION AGREEMENT.

DDA Regular Deposit Date: 12/31 Amount: \$48.29



Bank of the San Juans	144 E. Eighth St. Durango, CO 81301	banksanjuans.com	970-247-1818
Citizens Community Bank	PO Box 1689 Pocatello, ID 83204	ccb-idaho.com	208-232-5373
Collegiate Peaks Banks	PO Box 3009 Buena Vista, CO 81211	collegiatepeaksbank.com	719-395-2472
First Bank	PO Box 907 Powell, WY 82435	gofirstbank.com	800-377-6909
First Bank of Montana	PO Box 540 Lewistown, MT 59457	1stbmt.com	406-538-7471
First Community Bank Utah	PO Box 248 Layton, UT 84041	fcbutah.bank	801-813-1600
First Security Bank of Bozeman	PO Box 910 Bozeman, MT 59771	ourbank.com	406-585-3800
First Security Bank of Missoula	PO Box 4506 Missoula, MT 59806	fsbmsla.com	406-728-3115
First State Bank	PO Box 39 Wheatland, WY 82201	fsbwy.com	307-322-5222
Foothills Bank	11689 S. Foothills Blvd Yuma, AZ 85367	foothillsbank.com	800-288-8244
Glacier Bank	PO Box 27 Kalispell, MT 59903	glacierbank.com	406-756-4200
Mountain West Bank	PO Box 1059 Coeur d'Alene, ID 83816	mountainwestbank.com	208-765-0284
North Cascades Bank	PO Box 1648 Chelan, WA 98816	northcascadesbank.com	509-682-4502
Valley Bank of Helena	PO Box 5269 Helena, MT 59604	valleybankhelena.com	406-495-2400
Western Security Bank	PO Box 20637 Billings, MT 59104	westernsecuritybank.com	406-238-8820

You will notice some changes have been made to the statements. If you would like to have a reconciling page for reconciling assistance, please visit your local Division Branch or call your local branch and we would be happy to mail you a supply. The reconciling sheet has also been added to each Division website and can be printed from home for your convenience.

IN CASE OF ERRORS OR QUESTIONS ABOUT YOUR ELECTRONIC TRANSFERS ON YOUR CONSUMER ACCOUNT

Telephone us or write us at the phone number and address on the top of this statement as soon as you can, if you think your statement or receipt is wrong or if you need more information about a transfer on the statement or receipt. We must hear from you no later than 60 days after we sent you the FIRST statement on which the error or problem appeared.

- (1) Tell us your name and account number
- (2) Describe the error or the transfer you are unsure about and explain as clearly as you can why you believe there is an error or why you need more information
- (3) Tell us the dollar amount of the suspected error

We will investigate your complaint and will correct any error promptly. If we take more than 10 business days to do this, we will re-credit your account for the amount you think is in error, so that you will have use of the money during the time it takes us to complete our investigation.

HOW FINANCE CHARGES ARE CALCULATED ON OVERDRAFT CHECKING AND LINES OF CREDIT

A. Finance Charges are imposed on principal advances under your line and begin to accrue on the day an advance is posted to your line: THERE IS NO GRACE PERIOD. We figure (a portion of) the finance charge on your account by applying the periodic rate to the "average daily balance" of your account (including current transactions). To get the "daily balance" we take the beginning balance of your account each day, add any new (purchases/advances/loans), and subtract any payments or credits (and unpaid finance charges). This gives us the daily balance. Then, we add up all the daily balances in the billing cycle and divide the total by the number of days in the billing cycle. This gives us the "average daily balance."

B. New Balance Calculation—The New Balance shown on the face of this statement is calculated by (1) Starting with the "Beginning Balance" (the New Balance from the previous month's statement) (2) subtracting total payments and (3) adding total advances (including, if applicable, Credit Life premiums, check printing charges, returned check charges, or any other miscellaneous charges outlined in your loan agreement) and (4) adding total Finance Charges.

C. Payments—The minimum periodic payment shown on the front of this statement:

- (1) will, in the case of OVERDRAFT CHECKING ACCOUNTS, be automatically deducted from your checking account at the end of each billing cycle normally thirty (30) days, or
- (2) must, in the case of LINE OF CREDIT ACCOUNTS, be delivered or mailed with the coupon section of the statement and check, money order or cash to the bank of account.

Payments shall be applied first to any unpaid Finance Charges and second to the principal balance outstanding.

IN CASE OF ERRORS OR QUESTIONS ABOUT YOUR BILL

If you think your bill is wrong or if you need more information about a transaction on your bill, write us (on a separate sheet) at the address shown on your bill as soon as possible. We must hear from you no later than 60 days after we sent you the first bill on which the error or problem appeared. You can telephone us, but doing so will not preserve your rights.

In your letter give us the following information:

Your name and account number

The dollar amount of suspected error

Describe the error and explain, if you can, why you believe there is an error. If you need more information, describe the item you are unsure about.

You do not have to pay any amount in question while we are investigating, but you are still obligated to pay the parts of your bill that are not in question. While we investigate your question, we cannot report you as delinquent or take any action to collect the amount you question.

REPURCHASE AGREEMENT AND FDIC INSURANCE

Customer funds held in a Repurchase Agreement are not a deposit and therefore not insured by the FDIC. Such funds are subject to the terms and limitations of the Sweep Account Master Repurchase Agreement.

12:40 PM

01/15/20

Friedman Memorial Airport Reconciliation Summary

1002-05 · MW - Ckg - '14 PFC 813200012950, Period Ending 12/31/2019

	<u>Dec 31, 19</u>	
Beginning Balance		1,005.74
Cleared Transactions		
Checks and Payments - 1 item	-32,039.49	
Deposits and Credits - 5 items	32,106.82	
Total Cleared Transactions	<u>67.33</u>	
Cleared Balance		<u>1,073.07</u>
Register Balance as of 12/31/2019		1,073.07
New Transactions		
Deposits and Credits - 1 item	31,529.42	
Total New Transactions	<u>31,529.42</u>	
Ending Balance		<u><u>32,602.49</u></u>

Friedman Memorial Airport Reconciliation Detail

1002-05 · MW - Ckg - '14 PFC 813200012950, Period Ending 12/31/2019

Type	Date	Num	Name	Clr	Amount	Balance
Beginning Balance						1,005.74
Cleared Transactions						
Checks and Payments - 1 item						
Transfer	12/31/2019			X	-32,039.49	-32,039.49
Total Checks and Payments					-32,039.49	-32,039.49
Deposits and Credits - 5 items						
Deposit	12/05/2019			X	31,897.66	31,897.66
Deposit	12/12/2019			X	136.09	32,033.75
Deposit	12/26/2019			X	21.95	32,055.70
Deposit	12/31/2019			X	2.83	32,058.53
Deposit	12/31/2019			X	48.29	32,106.82
Total Deposits and Credits					32,106.82	32,106.82
Total Cleared Transactions					67.33	67.33
Cleared Balance					67.33	1,073.07
Register Balance as of 12/31/2019					67.33	1,073.07
New Transactions						
Deposits and Credits - 1 item						
Deposit	01/09/2020				31,529.42	31,529.42
Total Deposits and Credits					31,529.42	31,529.42
Total New Transactions					31,529.42	31,529.42
Ending Balance					31,596.75	32,602.49

Friedman Memorial Airport
PFC Transaction Detail By Account
October through December 2019

10:53 AM

01/15/2020

Accrual Basis

1002-00 · PFC Savings

1002-05 · MW - Ckg - '14 PFC 813200012950

Type	Date	Num	Name	Memo	Split	Debit	Credit	Balance
Deposit	10/10/2019			Deposit	12000 · Undeposited Funds	96.58		96.58
Deposit	10/24/2019			Deposit	12000 · Undeposited Funds	4.28		100.86
Deposit	10/31/2019			Deposit	12000 · Undeposited Funds	3.62		104.48
Deposit	11/07/2019			Deposit	-SPLIT-	30,066.17		30,160.65
Deposit	10/31/2019			Interest	4520-07 · Interest Revenue - '14 PFC	3.29		30,163.94
Deposit	11/27/2019			Deposit	12000 · Undeposited Funds	4.39		30,168.33
Deposit	12/05/2019			Deposit	-SPLIT-	31,897.66		62,065.99
Deposit	11/30/2019			Interest	4520-07 · Interest Revenue - '14 PFC	1.35		62,067.34
Deposit	12/12/2019			Deposit	-SPLIT-	136.09		62,203.43
Deposit	12/26/2019			Deposit	12000 · Undeposited Funds	21.95		62,225.38
Deposit	12/31/2019			Deposit	12000 · Undeposited Funds	48.29		62,273.67
Deposit	12/31/2019			Interest	4520-07 · Interest Revenue - '14 PFC	2.83		62,276.50
Transfer	10/29/2019			Funds Transfer	1001-02 · MW - Checking 32050001784		34,792.16	27,484.34
Transfer	11/20/2019			Funds Transfer	1001-02 · MW - Checking 32050001784		30,063.08	-2,578.74
Transfer	12/31/2019			Funds Transfer	1001-02 · MW - Checking 32050001784		32,039.49	-34,618.23
						62,276.50	96,894.73	-34,618.23
						62,276.50	96,894.73	-34,618.23

Total 1002-05 · MW - Ckg - '14 PFC 813200012950

Total 1002-00 · PFC Savings

4000-00 · AIRCARRIER

4010-07 · Aircarrier - '14 PFC App

Invoice	10/10/2019	31960	AeroMexico	Aircarrier - '14 PFC Application	1010-00 · Accounts Receivable		96.58	-96.58
Invoice	10/24/2019	31977	KLM - Royal Dutch Airlines	Aircarrier - '14 PFC Application	1010-00 · Accounts Receivable		4.28	-100.86
Invoice	10/31/2019	31982	Air France	Aircarrier - '14 PFC Application	1010-00 · Accounts Receivable		3.62	-104.48
Invoice	11/07/2019	32045	Cathay Pacific Airways, Ltd.	Aircarrier - '14 PFC Application	1010-00 · Accounts Receivable		4.28	-108.76
Invoice	11/07/2019	32046	Qanta/The Australian Airlines	Aircarrier - '14 PFC Application	1010-00 · Accounts Receivable		8.67	-117.43
Invoice	11/07/2019	32047	AeroMexico	Aircarrier - '14 PFC Application	1010-00 · Accounts Receivable		109.75	-227.18
Invoice	11/07/2019	32048	American Airlines, Inc.	Aircarrier - '14 PFC Application	1010-00 · Accounts Receivable		21.51	-248.69
Invoice	11/07/2019	32049	Delta Airlines, Inc. - PFC	Aircarrier - '14 PFC Application	1010-00 · Accounts Receivable		19,933.36	-20,182.05
Invoice	11/07/2019	32050	United Airlines - PFC	Aircarrier - '14 PFC Application	1010-00 · Accounts Receivable		5,076.47	-25,258.52
Invoice	11/07/2019	32051	Alaska Airlines, Inc. - PFC	Aircarrier - '14 PFC Application	1010-00 · Accounts Receivable		4,866.71	-30,125.23
Invoice	11/07/2019	32052	Hahn Air	Aircarrier - '14 PFC Application	1010-00 · Accounts Receivable		26.64	-30,151.87
Invoice	11/07/2019	32053	Virgin Atlantic Internationl Airlines	Aircarrier - '14 PFC Application	1010-00 · Accounts Receivable		8.78	-30,160.65
Invoice	11/27/2019	32086	Air France	Aircarrier - '14 PFC Application	1010-00 · Accounts Receivable		4.39	-30,165.04
Invoice	12/05/2019	32119	American Airlines, Inc.	Aircarrier - '14 PFC Application	1010-00 · Accounts Receivable		8.56	-30,173.60
Invoice	12/05/2019	32120	Delta Airlines, Inc. - PFC	Aircarrier - '14 PFC Application	1010-00 · Accounts Receivable		19,715.80	-49,889.40
Invoice	12/05/2019	32121	United Airlines - PFC	Aircarrier - '14 PFC Application	1010-00 · Accounts Receivable		6,574.45	-56,463.85
Invoice	12/05/2019	32122	Alaska Airlines, Inc. - PFC	Aircarrier - '14 PFC Application	1010-00 · Accounts Receivable		5,594.46	-62,058.31
Invoice	12/05/2019	32123	Virgin Atlantic Internationl Airlines	Aircarrier - '14 PFC Application	1010-00 · Accounts Receivable		4.39	-62,062.70
Invoice	12/12/2019	32139	Fiji Airways	Aircarrier - '14 PFC Application	1010-00 · Accounts Receivable		21.95	-62,084.65
Invoice	12/12/2019	32140	AeroMexico	Aircarrier - '14 PFC Application	1010-00 · Accounts Receivable		114.14	-62,198.79
Invoice	12/26/2019	32185	Air France	Aircarrier - '14 PFC Application	1010-00 · Accounts Receivable		21.95	-62,220.74
Invoice	12/31/2019	32190	AeroMexico	Aircarrier - '14 PFC Application	1010-00 · Accounts Receivable		48.29	-62,269.03
						0.00	62,269.03	-62,269.03
						0.00	62,269.03	-62,269.03

Total 4010-07 · Aircarrier - '14 PFC App

Total 4000-00 · AIRCARRIER

4520-00 · INTEREST REVENUE

4520-07 · Interest Revenue - '14 PFC

Deposit	10/31/2019			Interest	1002-05 · MW - Ckg - '14 PFC 813200012950		3.29	-3.29
Deposit	11/30/2019			Interest	1002-05 · MW - Ckg - '14 PFC 813200012950		1.35	-4.64
Deposit	12/31/2019			Interest	1002-05 · MW - Ckg - '14 PFC 813200012950		2.83	-7.47
						0.00	7.47	-7.47
						0.00	7.47	-7.47

Total 4520-07 · Interest Revenue - '14 PFC

Total 4520-00 · INTEREST REVENUE

TOTAL

Deposits	62,276.50
Less Interest Revenue	-7.47
	62,269.03
Invoices	62,269.03
Variance	0.00