



July 8, 2019

Ms. Nancy Kriston
Airport Program Specialist (PFC)
Federal Aviation Administration
Helena Airport's District Office
2725 Skyway Dr., Ste. 2
Helena, MT 59602

Re: PFC Approved Collections/Quarter Ending June 30, 2019

Dear Ms. Kriston:

Enclosed for your use and review is the Friedman Memorial Airport Quarter End Report for the period ended June 30, 2019. PFC collections are recorded on a cash flow basis.

The quarter end report for the period ending June 30, 2019, will be available to participating air carriers through the Friedman Memorial Airport website www.iflysun.com.

If you have any questions, or if you need additional information, please contact our office at your earliest convenience.

Thank you,

Lisa N. Emerick
Contracts/Finance Administrator

Enclosure

HAILEY, IDAHO → IFLYSUN.COM

1616 AIRPORT CIRCLE
HAILEY, ID 83333

OFFICE 208.788.4956
FAX 208.788.9852

PFC 14/15 Revenue
Income by Quarter
 April through June 2019

8:47 AM
 11/26/2019
 Accrual Basis

	Apr 19	May 19	Jun 19	TOTAL
Aero Mexico	105.36	114.14	109.75	329.25
Air Canada	0.00	4.39	0.00	4.39
Air France	4.39	0.00	13.06	17.45
Air New Zealand	17.56	0.00	0.00	17.56
Alaska	5,754.43	0.00	3,039.29	8,793.72
American	82.75	0.00	70.02	152.77
Avianca Airline	0.00	0.00	-4.39	-4.39
British Airways	17.34	0.00	0.00	17.34
Delta	36,877.42	0.00	19,000.90	55,878.32
KLM	26.34	0.00	0.00	26.34
Lufthansa German	8.78	0.00	0.00	8.78
United	15,880.89	0.00	4,474.70	20,355.59
Virgin Atlantic	4.39	0.00	8.78	13.17
Interest Earned	21.34	6.88	1.28	29.50
TOTAL	58,800.99	125.41	26,713.39	85,639.79

Deposits for Apr-Jun 85,644.18

Less CM 00001 created on 6/30/2019 to reverse an overstated income on 1/15/2019 (Avianca Airline) (\$4.39) -4.39

85,639.79

3:09 PM

11/25/19

PFC 14
PFC Revenue Total
As of June 30, 2019

	Dec 31, 14	Jan 31, 15	Feb 28, 15	Mar 31, 15	Apr 30, 15	May 31, 15	Jun 30, 15	Jul 31, 15	Aug 31, 15	Sep 30, 15
12- 08-C-00-SUN/OVERAGE	84,403.34	84,403.34	84,403.34	84,403.34	84,403.34	84,403.34	84,403.34	84,403.34	84,403.34	84,403.34
Aero Mexico	0.00	0.00	0.00	0.00	0.00	0.00	0.00	0.00	0.00	0.00
Aeroflot Russian Airlines	0.00	0.00	0.00	0.00	0.00	0.00	0.00	0.00	0.00	0.00
Air Canada	0.00	0.00	0.00	17.56	17.56	17.56	17.56	21.95	30.73	30.73
Air France	8.78	8.78	30.73	30.73	30.73	30.73	74.19	91.75	91.75	91.75
Air New Zealand	0.00	0.00	0.00	0.00	0.00	4.39	4.39	4.39	8.78	8.78
Alaska	7,082.67	18,477.22	28,923.95	36,011.04	36,011.04	40,233.68	55,689.49	67,213.02	76,386.44	84,206.76
All Nippon Airway	0.00	0.00	0.00	0.00	0.00	0.00	0.00	0.00	0.00	0.00
American	0.00	0.00	0.00	0.00	0.00	0.00	0.00	0.00	0.00	0.00
Austrian Airlines	0.00	0.00	0.00	4.28	4.28	4.28	4.28	4.28	4.28	4.28
Avianca Airline	0.00	0.00	0.00	0.00	0.00	0.00	0.00	0.00	0.00	0.00
British Airways	0.00	0.00	0.00	4.39	8.67	8.67	8.67	8.67	8.67	8.67
Brussels Airlines NV	0.00	0.00	0.00	0.00	0.00	0.00	0.00	0.00	0.00	0.00
China Airlines	0.00	0.00	0.00	0.00	0.00	0.00	0.00	0.00	0.00	0.00
Delta	0.00	9,242.18	17,168.47	30,332.54	40,065.86	51,234.68	59,948.57	69,795.21	92,416.73	92,416.73
Emirates	0.00	0.00	0.00	0.00	4.39	4.39	8.78	8.78	8.78	8.78
Eva Air	0.00	0.00	0.00	0.00	0.00	0.00	0.00	0.00	0.00	0.00
Hawaiian	0.00	4.39	4.39	4.39	4.39	4.39	4.39	4.39	4.39	4.39
Iberia Airlines	0.00	0.00	0.00	0.00	0.00	0.00	0.00	0.00	0.00	0.00
KLM	0.00	0.00	0.00	0.00	0.00	0.00	4.39	4.39	4.39	4.39
Korean Air	0.00	0.00	0.00	0.00	0.00	0.00	0.00	0.00	0.00	0.00
Lan Argentina S.A.	0.00	0.00	0.00	0.00	0.00	0.00	0.00	0.00	0.00	0.00
Lanperu Airlines	0.00	0.00	0.00	0.00	0.00	0.00	0.00	0.00	0.00	0.00
Latam	0.00	4.39	8.78	35.12	43.90	48.07	48.07	48.07	48.07	56.85
Lufthansa German	0.00	4.39	4.39	4.39	13.17	13.17	13.17	17.56	17.56	17.56
Qantas	0.00	0.00	0.00	0.00	0.00	0.00	0.00	0.00	0.00	0.00
Singapore	0.00	0.00	0.00	0.00	0.00	0.00	0.00	0.00	0.00	0.00
TAM Airlines	0.00	0.00	0.00	0.00	0.00	8.78	8.78	8.78	8.78	8.78
United	0.00	2,593.76	5,609.22	13,106.17	13,106.17	15,273.96	22,583.29	22,583.29	36,919.29	36,919.29
US Airways	363.93	363.93	864.49	1,483.13	1,877.34	2,139.64	2,338.28	2,338.28	2,872.31	3,125.06
Virgin Atlantic	0.00	0.00	8.78	17.56	17.56	17.56	26.34	39.51	39.51	39.51
Virgin Blue Airlines/Vaustriila	0.00	0.00	0.00	0.00	0.00	0.00	0.00	0.00	0.00	0.00
WestJet Airlines	0.00	0.00	0.00	0.00	0.00	0.00	0.00	0.00	0.00	0.00
Interest Earned	10.15	24.43	34.22	34.72	35.35	35.87	36.73	37.63	39.11	40.88
TOTAL	91,868.87	115,126.81	137,060.76	165,489.36	175,643.75	193,483.16	225,222.71	246,633.29	293,312.91	301,396.53

3:09 PM

11/25/19

PFC 14
PFC Revenue Total
As of June 30, 2019

	Oct 31, 15	Nov 30, 15	Dec 31, 15	Jan 31, 16	Feb 29, 16	Mar 31, 16	Apr 30, 16	May 31, 16	Jun 30, 16	Jul 31, 16
12-08-C-00-SUN/OVERAGE	84,403.34	84,403.34	84,403.34	84,403.34	84,403.34	84,403.34	84,403.34	84,403.34	84,403.34	84,403.34
Aero Mexico	0.00	0.00	0.00	0.00	0.00	0.00	0.00	0.00	0.00	0.00
Aeroflot Russian Airlines	0.00	0.00	0.00	0.00	0.00	0.00	0.00	0.00	0.00	0.00
Air Canada	52.68	52.68	52.68	52.68	57.07	57.07	61.46	65.85	65.85	65.85
Air France	100.42	100.42	108.76	126.32	126.32	148.27	161.00	161.00	191.62	191.62
Air New Zealand	8.78	26.34	26.34	26.34	35.12	35.12	35.12	35.12	35.12	35.12
Alaska	84,206.76	93,949.94	102,720.89	102,720.89	112,065.97	131,574.50	131,574.50	140,845.41	140,845.41	149,625.15
All Nippon Airway	4.39	4.39	4.39	4.39	4.39	4.39	4.39	4.39	4.39	4.39
American	0.00	0.00	0.00	0.00	205.90	923.77	923.77	1,322.60	1,688.72	1,688.72
Austrian Airlines	4.28	4.28	4.28	4.28	4.28	4.28	4.28	4.28	4.28	4.28
Avianca Airline	0.00	0.00	0.00	0.00	0.00	0.00	0.00	0.00	0.00	0.00
British Airways	8.67	8.67	35.01	43.79	52.57	52.57	52.57	61.35	65.74	65.74
Brussels Airlines NV	0.00	0.00	0.00	0.00	0.00	0.00	0.00	0.00	0.00	0.00
China Airlines	8.78	8.78	8.78	8.78	8.78	13.17	13.17	13.17	13.17	13.17
Delta	105,126.65	118,668.76	131,873.14	142,650.51	152,432.78	166,149.50	178,739.91	206,015.34	206,015.34	220,766.65
Emirates	8.78	8.78	8.78	8.78	8.78	8.78	8.78	8.78	8.78	8.78
Eva Air	0.00	0.00	0.00	0.00	0.00	0.00	0.00	35.12	35.12	35.12
Hawaiian	4.39	8.78	8.78	8.78	8.78	8.78	13.17	13.17	13.17	13.17
Iberia Airlines	0.00	0.00	0.00	0.00	0.00	0.00	0.00	0.00	0.00	0.00
KLM	8.78	8.78	17.45	17.45	17.45	26.23	26.23	26.23	30.62	30.62
Korean Air	0.00	4.39	8.78	8.78	13.17	13.17	13.17	13.17	13.17	13.17
Lan Argentina S.A.	0.00	0.00	0.00	0.00	0.00	0.00	0.00	0.00	0.00	0.00
Lanperu Airlines	0.00	0.00	0.00	0.00	0.00	0.00	0.00	0.00	0.00	0.00
Latam	61.24	70.02	70.02	70.02	83.19	83.19	83.19	91.97	91.97	91.97
Lufthansa German	17.56	17.56	21.95	21.95	21.95	21.95	21.95	21.95	26.34	26.34
Qantas	0.00	0.00	0.00	0.00	0.00	0.00	0.00	0.00	0.00	0.00
Singapore	0.00	0.00	0.00	0.00	0.00	0.00	0.00	0.00	0.00	4.39
TAM Airlines	8.78	8.78	8.78	8.78	8.78	8.78	8.78	8.78	8.78	8.78
United	41,111.76	45,412.52	48,729.51	48,729.51	53,171.15	61,149.52	67,156.90	72,957.74	77,661.93	77,661.93
US Airways	3,125.06	3,232.28	3,232.28	3,335.99	3,335.99	3,335.99	3,335.99	3,335.99	3,335.99	3,335.99
Virgin Atlantic	39.51	39.51	39.51	39.51	48.29	57.07	57.07	57.07	57.07	57.07
Virgin Blue Airlines/Vaustriila	0.00	0.00	0.00	0.00	0.00	0.00	0.00	0.00	0.00	0.00
WestJet Airlines	0.00	0.00	0.00	0.00	0.00	0.00	0.00	0.00	0.00	0.00
Interest Earned	41.30	42.08	42.45	43.69	44.21	48.10	52.24	52.72	52.90	53.38
TOTAL	318,351.91	346,081.08	371,425.90	382,334.56	406,158.26	448,127.54	466,750.98	509,554.54	514,668.82	538,204.74

3:09 PM

11/25/19

PFC 14
PFC Revenue Total
As of June 30, 2019

	Aug 31, 16	Sep 30, 16	Oct 31, 16	Nov 30, 16	Dec 31, 16	Jan 31, 17	Feb 28, 17	Mar 31, 17	Apr 30, 17	May 31, 17
12-08-C-00-SUN/OVERAGE	84,403.34	84,403.34	84,403.34	84,403.34	84,403.34	84,403.34	84,403.34	84,403.34	84,403.34	84,403.34
Aero Mexico	0.00	0.00	0.00	0.00	0.00	0.00	0.00	0.00	0.00	0.00
Aeroflot Russian Airlines	0.00	0.00	4.39	4.39	4.39	4.39	4.39	4.39	4.39	4.39
Air Canada	65.85	65.85	74.63	74.63	74.63	74.63	74.63	74.63	74.63	74.63
Air France	200.07	200.07	213.24	213.24	213.24	222.02	226.41	230.80	243.86	252.64
Air New Zealand	35.12	35.12	35.12	43.90	43.90	43.90	61.46	61.46	61.46	70.24
Alaska	171,134.28	171,134.28	186,219.66	186,219.66	192,726.25	215,130.93	215,130.93	227,350.96	234,678.48	244,823.50
All Nippon Airway	4.39	4.39	4.39	4.39	4.39	4.39	8.78	8.78	8.78	8.78
American	2,361.81	2,633.11	2,803.33	2,803.33	3,158.15	3,771.09	3,771.09	4,369.55	4,802.18	5,749.38
Austrian Airlines	4.28	4.28	4.28	4.28	4.28	4.28	4.28	4.28	4.28	4.28
Avianca Airline	0.00	0.00	0.00	0.00	0.00	0.00	0.00	0.00	0.00	13.17
British Airways	78.91	78.91	78.91	78.91	78.91	96.47	96.47	96.47	105.25	118.42
Brussels Airlines NV	0.00	0.00	0.00	0.00	0.00	0.00	0.00	0.00	0.00	0.00
China Airlines	13.17	13.17	13.17	13.17	13.17	13.17	13.17	13.17	13.17	13.17
Delta	249,872.62	249,872.62	281,473.62	281,473.62	296,292.78	319,422.25	319,422.25	336,160.79	350,917.30	381,886.73
Emirates	8.78	8.78	8.78	8.78	8.78	8.78	8.78	8.78	8.78	17.34
Eva Air	35.12	35.12	35.12	35.12	35.12	35.12	39.51	39.51	39.51	39.51
Hawaiian	17.56	17.56	17.56	17.56	17.56	17.56	17.56	17.56	17.56	17.56
Iberia Airlines	0.00	0.00	0.00	0.00	0.00	0.00	0.00	0.00	0.00	0.00
KLM	30.62	30.62	30.62	30.62	30.62	35.01	35.01	48.18	65.08	65.08
Korean Air	13.17	13.17	13.17	13.17	13.17	13.17	13.17	13.17	17.56	17.56
Lan Argentina S.A.	0.00	0.00	0.00	0.00	0.00	0.00	4.39	4.39	4.39	4.39
Lanperu Airlines	0.00	0.00	0.00	0.00	4.39	4.39	13.17	13.17	13.17	13.17
Latam	96.36	100.75	127.09	140.15	140.15	148.93	153.21	170.77	245.40	245.40
Lufthansa German	26.34	26.34	26.34	26.34	26.34	26.34	26.34	26.34	26.34	26.34
Qantas	0.00	0.00	0.00	0.00	0.00	0.00	8.78	21.73	21.73	21.73
Singapore	4.39	4.39	4.39	4.39	4.39	4.39	4.39	4.39	4.39	4.39
TAM Airlines	8.78	8.78	8.78	8.78	8.78	8.78	8.78	8.78	8.78	8.78
United	92,385.13	92,385.13	99,694.63	99,694.63	102,529.46	107,055.60	113,028.27	121,900.43	127,105.52	132,333.97
US Airways	3,335.99	3,335.99	3,335.99	3,335.99	3,335.99	3,335.99	3,335.99	3,335.99	3,335.99	3,335.99
Virgin Atlantic	61.46	61.46	65.85	65.85	65.85	65.85	83.41	83.41	100.97	109.75
Virgin Blue Airlines/Vaustria	0.00	0.00	0.00	0.00	0.00	0.00	0.00	0.00	0.00	0.00
WestJet Airlines	0.00	0.00	0.00	0.00	0.00	0.00	0.00	26.34	43.90	61.46
Interest Earned	55.66	55.66	57.02	57.32	58.10	60.04	60.25	62.81	64.42	66.07
TOTAL	604,253.20	604,528.89	658,753.42	658,775.56	683,296.13	734,010.81	740,058.21	778,564.37	806,440.61	853,811.16

3:09 PM

11/25/19

PFC 14
PFC Revenue Total
 As of June 30, 2019

	Jun 30, 17	Jul 31, 17	Aug 31, 17	Sep 30, 17	Oct 31, 17	Nov 30, 17	Dec 31, 17	Jan 31, 18	Feb 28, 18	Mar 31, 18
12-08-C-00-SUN/OVERAGE	84,403.34	84,403.34	84,403.34	84,403.34	84,403.34	84,403.34	84,403.34	84,403.34	84,403.34	84,403.34
Aero Mexico	0.00	0.00	0.00	0.00	0.00	0.00	0.00	87.80	96.58	171.21
Aeroflot Russian Airlines	4.39	4.39	4.39	4.39	4.39	4.39	4.39	4.39	4.39	4.39
Air Canada	74.63	74.63	74.63	79.02	96.58	96.58	96.58	96.58	96.58	96.58
Air France	252.64	283.15	283.15	313.77	331.22	331.22	335.61	361.73	361.73	405.41
Air New Zealand	70.24	70.24	70.24	70.24	79.02	79.02	79.02	79.02	83.41	83.41
Alaska	244,823.50	266,685.84	276,670.86	276,670.86	293,609.22	293,609.22	302,144.63	314,614.46	336,189.01	336,189.01
All Nippon Airway	8.78	8.78	8.78	8.78	8.78	8.78	8.78	8.78	8.78	8.78
American	5,749.38	7,510.18	8,216.74	8,216.74	9,220.72	9,220.72	9,666.19	9,940.34	11,273.13	11,273.13
Austrian Airlines	4.28	4.28	4.28	4.28	4.28	4.28	4.28	4.28	4.28	4.28
Avianca Airline	13.17	13.17	17.56	17.56	26.34	26.34	26.34	26.34	43.90	52.68
British Airways	153.54	153.54	166.71	166.71	166.71	166.71	166.71	166.71	166.71	166.71
Brussels Airlines NV	0.00	0.00	0.00	0.00	0.00	0.00	0.00	0.00	0.00	0.00
China Airlines	13.17	13.17	13.17	17.56	17.56	17.56	17.56	17.56	17.56	17.56
Delta	381,886.73	414,667.27	431,436.45	431,436.45	463,789.11	463,789.11	478,790.51	491,307.08	516,525.44	516,525.44
Emirates	17.34	17.34	17.34	17.34	17.34	17.34	17.34	17.34	17.34	17.34
Eva Air	39.51	39.51	39.51	39.51	39.51	39.51	39.51	39.51	39.51	39.51
Hawaiian	17.56	17.56	17.56	17.56	17.56	17.56	26.34	26.34	26.34	26.34
Iberia Airlines	0.00	0.00	0.00	0.00	0.00	0.00	0.00	0.00	0.00	0.00
KLM	65.08	65.08	65.08	72.87	72.87	72.87	72.87	90.43	90.43	94.82
Korean Air	17.56	17.56	17.56	17.56	17.56	17.56	17.56	17.56	17.56	17.56
Lan Argentina S.A.	4.39	4.39	4.39	4.39	4.39	4.39	4.39	4.39	4.39	4.39
Lanperu Airlines	13.17	13.17	13.17	13.17	13.17	13.17	13.17	13.17	13.17	13.17
Latam	267.35	267.35	302.47	320.03	324.42	324.42	333.20	368.32	377.10	381.49
Lufthansa German	35.12	35.12	35.12	35.12	35.12	39.51	39.51	39.51	39.51	39.51
Qantas	21.73	52.46	65.63	65.63	70.02	91.97	91.97	96.36	96.36	100.75
Singapore	4.39	4.39	4.39	4.39	4.39	4.39	4.39	8.78	43.90	70.24
TAM Airlines	8.78	8.78	8.78	8.78	8.78	8.78	8.78	8.78	8.78	8.78
United	132,333.97	146,219.43	152,845.97	152,845.97	160,216.99	160,216.99	164,340.52	169,188.19	185,386.08	185,386.08
US Airways	3,335.99	3,335.99	3,335.99	3,335.99	3,335.99	3,335.99	3,335.99	3,335.99	3,335.99	3,335.99
Virgin Atlantic	109.75	109.75	109.75	131.70	131.70	136.09	136.09	136.09	136.09	136.09
Virgin Blue Airlines/Vaustriilia	0.00	0.00	0.00	0.00	0.00	0.00	0.00	4.39	4.39	4.39
WestJet Airlines	61.46	61.46	61.46	61.46	61.46	61.46	65.85	70.24	74.52	74.52
Interest Earned	66.49	68.53	71.70	72.19	74.21	74.45	76.22	78.40	79.82	80.58
TOTAL	853,877.43	924,229.85	958,386.17	958,473.36	1,016,202.75	1,016,233.72	1,044,367.64	1,074,662.20	1,139,066.12	1,139,233.48

3:09 PM

11/25/19

PFC 14
PFC Revenue Total
As of June 30, 2019

	Apr 30, 18	May 31, 18	Jun 30, 18	Jul 31, 18	Aug 31, 18	Sep 30, 18	Oct 31, 18	Nov 30, 18	Dec 31, 18	Jan 31, 19
12- 08-C-00-SUN/OVERAGE	84,403.34	84,403.34	84,403.34	84,403.34	84,403.34	84,403.34	84,403.34	84,403.34	84,403.34	84,403.34
Aero Mexico	285.35	381.93	465.34	465.34	526.80	575.09	667.28	750.69	952.63	952.63
Aeroflot Russian Airlines	4.39	4.39	4.39	4.39	4.39	8.78	8.78	8.78	8.78	8.78
Air Canada	96.58	96.58	96.58	96.58	96.58	96.58	96.58	96.58	96.58	96.58
Air France	405.41	436.03	436.03	453.37	453.37	475.32	475.32	475.32	523.39	532.06
Air New Zealand	87.80	87.80	87.80	87.80	87.80	87.80	96.58	96.58	100.97	100.97
Alaska	349,882.33	355,449.37	355,449.37	378,166.23	378,166.23	389,067.64	397,875.80	403,046.06	412,409.62	412,409.62
All Nippon Airway	8.78	8.78	8.78	8.78	8.78	13.17	13.17	13.17	13.17	30.73
American	12,229.57	12,615.66	12,615.66	13,353.05	13,353.05	13,945.14	14,665.19	14,975.56	15,054.03	15,054.03
Austrian Airlines	4.28	4.28	4.28	4.28	4.28	4.28	4.28	4.28	4.28	4.28
Avianca Airline	52.68	52.68	57.07	57.07	61.46	61.46	79.02	79.02	79.02	87.80
British Airways	166.71	166.71	166.71	166.71	170.99	170.99	170.99	170.99	175.38	175.38
Brussels Airlines NV	0.00	0.00	0.00	8.78	8.78	8.78	8.78	8.78	8.78	8.78
China Airlines	17.56	17.56	17.56	17.56	17.56	17.56	17.56	17.56	17.56	17.56
Delta	543,129.51	559,857.63	559,857.63	596,554.18	596,554.18	614,787.96	633,187.60	652,999.85	689,513.44	689,513.44
Emirates	17.34	17.34	17.34	17.34	17.34	17.34	17.34	17.34	17.34	17.34
Eva Air	39.51	39.51	39.51	39.51	39.51	39.51	39.51	39.51	43.90	43.90
Hawaiian	26.34	26.34	26.34	26.34	26.34	26.34	26.34	26.34	26.34	26.34
Iberia Airlines	0.00	0.00	0.00	0.00	8.78	8.78	8.78	8.78	8.78	8.78
KLM	94.82	94.82	94.82	99.21	99.21	116.77	116.77	116.77	116.77	134.33
Korean Air	17.56	17.56	17.56	17.56	17.56	17.56	17.56	17.56	17.56	17.56
Lan Argentina S.A.	4.39	4.39	4.39	4.39	4.39	4.39	4.39	4.39	4.39	4.39
Lanperu Airlines	13.17	13.17	13.17	17.56	17.56	17.56	17.56	17.56	17.56	17.56
Latam	385.88	399.05	403.44	434.17	456.12	469.29	469.29	478.07	478.07	478.07
Lufthansa German	39.51	39.51	39.51	39.51	39.51	43.90	43.90	48.29	48.29	48.29
Qantas	100.75	100.75	100.75	100.75	100.75	100.75	100.75	100.75	100.75	100.75
Singapore	79.02	92.19	92.19	92.19	92.19	92.19	92.19	92.19	92.19	92.19
TAM Airlines	8.78	8.78	8.78	8.78	8.78	8.78	8.78	8.78	8.78	8.78
United	196,561.30	199,331.59	199,331.59	212,394.33	212,394.33	220,862.15	225,423.53	228,650.58	240,326.51	240,326.51
US Airways	3,335.99	3,335.99	3,335.99	3,335.99	3,335.99	3,335.99	3,335.99	3,335.99	3,335.99	3,335.99
Virgin Atlantic	149.26	171.21	171.21	171.21	171.21	171.21	175.60	184.38	184.38	184.38
Virgin Blue Airlines/Vaustrilia	4.39	4.39	4.39	21.95	21.95	21.95	21.95	21.95	21.95	21.95
WestJet Airlines	74.52	74.52	74.52	74.52	74.52	74.52	74.52	74.52	74.52	74.52
Interest Earned	82.35	82.60	82.90	85.49	86.79	88.69	91.02	95.80	98.98	104.09
TOTAL	1,191,809.17	1,217,436.45	1,217,528.94	1,290,828.26	1,290,934.81	1,329,241.56	1,361,856.04	1,390,486.11	1,448,384.02	1,448,441.70

3:09 PM

11/25/19

PFC 14
PFC Revenue Total
As of June 30, 2019

	Feb 28, 19	Mar 31, 19	Apr 30, 19	May 31, 19	Jun 30, 19
12- 08-C-00-SUN/OVERAGE	84,403.34	84,403.34	84,403.34	84,403.34	84,403.34
Aero Mexico	1,000.92	1,088.72	1,194.08	1,308.22	1,417.97
Aeroflot Russian Airlines	13.17	13.17	13.17	13.17	13.17
Air Canada	96.58	96.58	96.58	100.97	100.97
Air France	532.06	558.18	562.57	562.57	575.63
Air New Zealand	100.97	100.97	118.53	118.53	118.53
Alaska	416,703.96	422,802.56	428,556.99	428,556.99	431,596.28
All Nippon Airway	30.73	30.73	30.73	30.73	30.73
American	15,054.03	15,105.72	15,188.47	15,188.47	15,258.49
Austrian Airlines	4.28	4.28	4.28	4.28	4.28
Avianca Airline	87.80	87.80	87.80	87.80	83.41
British Airways	175.38	175.38	192.72	192.72	192.72
Brussels Airlines NV	8.78	8.78	8.78	8.78	8.78
China Airlines	17.56	17.56	17.56	17.56	17.56
Delta	702,669.44	721,756.41	758,633.83	758,633.83	777,634.73
Emirates	17.34	17.34	17.34	17.34	17.34
Eva Air	43.90	43.90	43.90	43.90	43.90
Hawaiian	26.34	30.73	30.73	30.73	30.73
Iberia Airlines	8.78	8.78	8.78	8.78	8.78
KLM	134.33	156.28	182.62	182.62	182.62
Korean Air	17.56	17.56	17.56	17.56	17.56
Lan Argentina S.A.	4.39	4.39	4.39	4.39	4.39
Lanperu Airlines	17.56	17.56	17.56	17.56	17.56
Latam	478.07	486.85	486.85	486.85	486.85
Lufthansa German	52.68	52.68	61.46	61.46	61.46
Qantas	100.75	100.75	100.75	100.75	100.75
Singapore	96.58	100.97	100.97	100.97	100.97
TAM Airlines	8.78	8.78	8.78	8.78	8.78
United	250,225.46	266,073.77	281,954.66	281,954.66	286,429.36
US Airways	3,335.99	3,335.99	3,335.99	3,335.99	3,335.99
Virgin Atlantic	184.38	184.38	188.77	188.77	197.55
Virgin Blue Airlines/Vaustrilia	21.95	21.95	21.95	21.95	21.95
WestJet Airlines	74.52	74.52	74.52	74.52	74.52
Interest Earned	114.01	133.64	154.98	161.86	163.14
TOTAL	1,475,862.37	1,517,121.00	1,575,921.99	1,576,047.40	1,602,760.79

3:09 PM

11/25/19

PFC 14
PFC Revenue Total
As of June 30, 2019

12- 08-C-00-SUN/OVERAGE

Aero Mexico
Aeroflot Russian Airlines
Air Canada
Air France
Air New Zealand
Alaska
All Nippon Airway
American
Austrian Airlines
Avianca Airline
British Airways
Brussels Airlines NV
China Airlines
Delta
Emirates
Eva Air
Hawaiian
Iberia Airlines
KLM
Korean Air
Lan Argentina S.A.
Lanperu Airlines
Latam
Lufthansa German
Qantas
Singapore
TAM Airlines
United
US Airways
Virgin Atlantic
Virgin Blue Airlines/Vausttrilia
WestJet Airlines
Interest Earned



TOTAL

PFC COLLECTION SUMMARY BY QUARTER
(Combined Application)

93-01-C-00-SUN	07-06-C-00-SUN
94-02-C-00-SUN	11-07-C-00-SUN
96/99-04-C-00-SUN	12-08-C-00-SUN
05-05-C00-SUN	14-09-C-00-SUN

Quarter End Date	Quarterly Charges Collected	Quarterly Interest Collected	Total
9/30/1993	9,751.66	-	9,751.66
12/30/1993	49,734.73	-	49,734.73
3/31/1994	48,401.72	-	48,401.72
6/30/1994	40,730.56	-	40,730.56
9/30/1994	48,892.88	-	48,892.88
12/31/1994	1,340.28	-	1,340.28
3/31/1995	-	103.40	103.40
6/30/1995	27,027.07	81.94	27,109.01
9/30/1995	47,295.93	593.24	47,889.17
12/31/1995	45,905.11	1,363.83	47,268.94
3/31/1996	46,521.36	451.85	46,973.21
6/30/1996	43,144.53	729.75	43,874.28
9/30/1996	42,660.11	258.80	42,918.91
		660.06	660.06
12/31/1996	45,562.34	757.36	46,319.70
		658.10	658.10
3/31/1997	37,973.04	1,329.28	39,302.32
		546.76	546.76
6/30/1997	38,826.56	1,865.64	40,692.20
		471.96	471.96
9/30/1997	42,527.99	2,299.51	44,827.50
		456.84	456.84
12/31/1997	38,818.05	2,741.91	41,559.96
		424.85	424.85
3/31/1998	33,972.56	3,116.84	37,089.40
		467.67	467.67
6/30/1998	37,987.36	3,597.49	41,584.85
		155.24	155.24
9/30/1998	49,114.38	4,021.89	53,136.27
12/31/1998	50,572.96	4,177.37	54,750.33
3/31/1999	44,094.80	5,285.38	49,380.18
6/30/1999	42,702.52	5,880.71	48,583.23
9/30/1999	62,398.32	2,617.51	65,015.83
12/31/1999	38,425.84	1,649.49	40,075.33
3/31/2000	38,078.36	2,437.94	40,516.30
6/30/2000	48,035.24	416.59	48,451.83
9/30/2000	55,285.84	64.91	55,350.75
12/31/2000	56,810.48	80.07	56,890.55
3/31/2001	50,736.52	83.45	50,819.97
6/30/2001	36,201.04	116.86	36,317.90
9/30/2001	46,526.80	146.64	46,673.44

12/31/2001	37,955.14	47.71	38,002.85
3/31/2002	38,688.88	14.13	38,703.01
6/30/2002	54,108.34	11.66	54,120.00
9/30/2002	35,133.66	10.88	35,144.54
12/31/2002	41,013.44	6.44	41,019.88
3/31/2003	49,199.22	14.90	49,214.12
6/30/2003	38,853.40	66.80	38,920.20
9/30/2003	51,334.39	34.97	51,369.36
12/31/2003	39,052.60	7.53	39,060.13
3/31/2004	58,293.59	8.27	58,301.86
6/30/2004	42,162.68	17.01	42,179.69
9/30/2004	47,212.80	83.91	47,296.71
12/31/2004	53,213.43	159.63	53,373.06
3/31/2005	48,385.60	235.67	48,621.27
6/30/2005	41,037.55	337.04	41,374.59
'99 9/30/2005	10,132.51	430.20	10,562.71
'05 9/30/2005	58,050.60	35.90	58,086.50
'99 12/31/2005	-	453.39	453.39
'05 12/31/2005	73,672.20	65.52	73,737.72
'99 3/31/2006	-	366.86	366.86
'05 3/31/2006	77,764.44	61.80	77,826.24
'99 6/30/2006	-	1,683.62	1,683.62
'05 6/30/2006	56,972.44	40.52	57,012.96
99 9/30/2006	-	2,552.54	2,552.54
05 9/30/2006	76,963.68	464.53	77,428.21
99 12/31/2006	-	2,119.81	2,119.81
05 12/31/2006	61,478.35	510.78	61,989.13
99 3/31/07	-	303.12	303.12
05 3/31/07	77,527.55	515.39	78,042.94
05 6/30/07	49,506.33	478.34	49,984.67
05 9/30/07	67,189.08	343.86	67,532.94
07 9/30/07	7,937.14	-	7,937.14
05 12/31/07	-	440.47	440.47
07 12/31/07	65,875.00	207.26	66,082.26
05 03-31-08	-	356.40	356.40
07 03-31-08	63,587.86	223.41	63,811.27
07 06-30-08	56,229.84	67.04	56,296.88
07 09-30-08	78,134.47	42.63	78,177.10
07 12-31-08	35,691.33	43.27	35,734.60
07 03-31-09	47,638.76	36.97	47,675.73
07 06-30-09	33,302.83	8.99	33,311.82
07 09-30-09	59,137.38	29.96	59,167.34
07 12-31-09	43,363.97	14.35	43,378.32
07 03-31-10	51,488.52	25.11	51,513.63
07 06-30-10	42,374.60	9.68	42,384.28
07 09-30-10	65,016.27	10.59	65,026.86
07 12-31-10	51,679.32	34.04	51,713.36
07 03-31-11	37,779.35	66.12	37,845.47
11 03-31-11	17,199.24	0.40	17,199.64
07 06-30-11	-	71.58	71.58
11 06-30-11	46,016.51	14.68	46,031.19
07 09-30-11	-	52.75	52.75

11 09-30-11	60,664.16	30.81	60,694.97
11 12-31-11	47,533.64	28.08	47,561.72
11 03-31-12	50,502.98	64.63	50,567.61
11 06/30/12	45,148.88	85.01	45,233.89
11 09/30/12	63,095.95	40.76	63,136.71
11 12/31/12	45,838.74	57.77	45,896.51
11 03/31/13	55,752.99	76.85	55,829.84
12 06/30/13	46,363.72	71.96	46,435.68
12 09/30/13	64,587.27	2.98	64,590.25
12 12/31/13	49,359.52	1.67	49,361.19
12 03/31/14	64,619.55	4.42	64,623.97
12 06/30/14	54,358.99	1.47	54,360.46
12 09/30/14	81,742.56	3.23	81,745.79
12 12/31/14	56,731.64	17.94	56,749.58
14 12/31/14	7,455.38	10.15	7,465.53
14 03/31/15	73,595.92	24.57	73,620.49
14 06/30/15	59,731.34	2.01	59,733.35
14 09/30/15	76,169.67	4.15	76,173.82
14 12/31/15	70,027.80	1.57	70,029.37
14 03/31/16	76,695.99	5.65	76,701.64
14 06/30/16	66,536.48	4.80	66,541.28
14 09/30/16	89,857.31	2.76	89,860.07
14 12/31/16	78,764.80	2.44	78,767.24
14 03/31/17	95,263.53	4.71	95,268.24
14 06/30/17	75,309.38	3.68	75,313.06
14 09/30/17	104,590.23	5.70	104,595.93
14 12/31/17	85,890.25	4.03	85,894.28
14 03/31/18	94,861.48	4.36	94,865.84
14 06/30/18	78,293.14	2.32	78,295.46
14 09/30/18	111,706.83	5.79	111,712.62
14 12/31/18	119,132.17	10.29	119,142.46
14 03/31/19	68,702.32	34.66	68,736.98
14 06/30/19	85,614.68	29.50	85,644.18
TOTAL	5,737,910.52	64,000.28	5,801,910.80
 Interest and additional checks received on '93 PFC Application after Closeout			
 Interest earned on '93 PFC Application after Closeout			

Total from QB Qtrly Deposit Detail	\$85,644.18
Total from this report	\$85,644.18
Variance	\$0.00

PFC No. 14-09-C-00-SUN/PFC No. 15-10-U-00-SUN
Account Transaction Summary
Revised September 30, 2019

Date	Roll Over	Deposit Amount	Transfer Amount	Account Balance
12/10/2014	84,403.34			\$ 84,403.34
12/31/2014		\$ 7,465.53		\$ 91,868.87
12/31/2015			\$ 88,393.00	\$ 3,475.87
1/31/2015		\$ 23,257.94		\$ 26,733.81
2/24/1015			\$ 26,733.00	\$ 0.81
2/28/2015		\$ 21,933.95		\$ 21,934.76
3/5/2015			\$ 21,934.00	\$ 0.76
3/31/2015		\$ 28,428.60		\$ 28,429.36
3/25/2015			\$ 16,000.00	\$ 12,429.36
4/30/2015		\$ 9,760.18		\$ 22,189.54
5/6/2015			\$ 22,189.00	\$ 0.54
5/31/2015		\$ 17,577.11		\$ 17,577.65
6/2/2015			\$ 17,577.00	\$ 0.65
6/30/2015		\$ 32,396.06		\$ 32,396.71
7/6/2015			\$ 32,396.00	\$ 0.71
7/31/2015		\$ 21,410.58		\$ 21,411.29
8/5/2015			\$ 21,411.00	\$ 0.29
8/31/2015		\$ 46,679.62		\$ 46,679.91
9/9/2015			\$ 46,679.00	\$ 0.91
9/30/2015		\$ 8,083.62		\$ 8,084.53
10/13/2015			\$ 8,084.00	\$ 0.53
10/31/2015		\$ 16,955.38		\$ 16,955.91
11/3/2015			\$ 16,955.00	\$ 0.91
11/30/2015		\$ 27,729.17		\$ 27,730.08
12/2/2015			\$ 27,700.00	\$ 30.08
12/31/2015		\$ 25,344.82		\$ 25,374.90
1/12/2016			\$ 25,374.00	\$ 0.90
1/31/2016		\$ 10,908.66		\$ 10,909.56
2/4/2016			\$ 10,909.00	\$ 0.56
2/29/2016		\$ 23,823.70		\$ 23,824.26
3/2/2016			\$ 23,824.00	\$ 0.26
3/31/2016		\$ 41,969.28		\$ 41,969.54
4/19/2016			\$ 41,969.00	\$ 0.54
4/30/2016		\$ 18,623.44		\$ 18,623.98
5/4/2016			\$ 18,623.00	\$ 0.98
5/31/2016		\$ 42,803.56		\$ 42,804.54
6/2/2016			\$ 42,804.00	\$ 0.54
6/30/2016		\$ 5,114.28		\$ 5,114.82
7/6/2016			\$ 5,114.00	\$ 0.82
7/31/2016		\$ 23,535.92		\$ 23,536.74
8/3/2016			\$ 23,536.00	\$ 0.74
8/31/2016		\$ 66,048.46		\$ 66,049.20
9/1/2016			\$ 66,049.00	\$ 0.20
9/30/2016		\$ 275.69		\$ 275.89
10/5/2016			\$ 275.00	\$ 0.89
10/31/2016		\$ 54,224.53		\$ 54,225.42
11/3/2016			\$ 54,225.00	\$ 0.42
11/30/2016		\$ 22.14		\$ 22.56
12/1/2016			\$ 22.00	\$ 0.56
12/31/2016		\$ 24,520.57		\$ 24,521.13
1/4/2017			\$ 24,521.00	\$ 0.13
1/31/2017		\$ 50,714.68		\$ 50,714.81
2/2/2017			\$ 50,500.00	\$ 214.81
2/28/2017		\$ 6,047.40		\$ 6,262.21
3/2/2017			\$ 6,260.00	\$ 2.21
3/31/2017		\$ 38,506.16		\$ 38,508.37
4/4/2017			\$ 38,508.00	\$ 0.37
4/30/2017		\$ 27,876.24		\$ 27,876.61
5/2/2017			\$ 27,876.00	\$ 0.61
5/31/2017		\$ 47,370.55		\$ 47,371.16
6/5/2017			\$ 47,370.00	\$ 1.16
6/30/2017		\$ 66.27		\$ 67.43
7/31/2017		\$ 70,352.42		\$ 70,419.85
8/17/2017			\$ 69,000.00	\$ 1,419.85
8/31/2017		\$ 34,156.32		\$ 35,576.17
9/7/2017			\$ 34,000.00	\$ 1,576.17
9/30/2017		\$ 87.19		\$ 1,663.36
10/31/2017		\$ 57,729.39		\$ 59,392.75
11/2/2017			\$ 55,000.00	\$ 4,392.75
11/30/2017		\$ 30.97		\$ 4,423.72

Quarterly Collection	Transfer Total
----------------------	----------------

\$ 84,403.34		Roll Over
\$ 30,723.47	\$ 88,393.00	
\$ 50,362.55	\$ 64,667.00	
\$ 59,733.35	\$ 39,766.00	
\$ 76,173.82	\$ 100,486.00	
\$ 70,029.37	\$ 52,739.00	
\$ 76,701.64	\$ 60,107.00	
\$ 66,541.28	\$ 103,396.00	
\$ 89,860.07	\$ 94,699.00	
\$ 78,767.24	\$ 54,522.00	
\$ 95,268.24	\$ 81,281.00	
\$ 75,313.06	\$ 113,754.00	
\$ 104,595.93	\$ 103,000.00	

PFC No. 14-09-C-00-SUN/PFC No. 15-10-U-00-SUN				
Account Transaction Summary				
Revised September 30, 2019				
Date	Roll Over	Deposit Amount	Transfer Amount	Account Balance
12/27/2017			\$ 2,400.00	\$ 2,023.72
12/31/2017		\$ 28,133.92		\$ 30,157.64
1/4/2018			\$ 28,000.00	\$ 2,157.64
1/31/2018		\$ 30,294.56		\$ 32,452.20
2/1/2018			\$ 30,000.00	\$ 2,452.20
2/28/2018		\$ 64,403.92		\$ 66,856.12
3/5/2018			\$ 65,000.00	\$ 1,856.12
3/31/2018		\$ 167.36		\$ 2,023.48
4/30/2018		\$ 52,575.69		\$ 54,599.17
5/2/2018			\$ 52,000.00	\$ 2,599.17
5/3/2018	Chargeback Fee	\$ 2.00		\$ 2,599.17
5/7/2018		\$ (2.00)		\$ 2,597.17
5/31/2018		\$ 25,627.28		\$ 28,224.45
6/5/2018			\$ 25,000.00	\$ 3,224.45
6/30/2018		\$ 92.49		\$ 3,316.94
7/31/2018		\$ 73,299.32		\$ 76,616.26
8/7/2018			\$ 74,000.00	\$ 2,616.26
8/31/2018		\$ 106.55		\$ 2,722.81
9/30/2018		\$ 38,306.75		\$ 41,029.56
10/4/2018			\$ 40,000.00	\$ 1,029.56
10/31/2018		\$ 32,614.48		\$ 33,644.04
11/30/2018		\$ 28,630.07		\$ 62,274.11
12/10/2018			\$ 60,000.00	\$ 2,274.11
12/31/2018		\$ 57,897.91		\$ 60,172.02
1/31/2019		\$ 18.17		\$ 60,190.19
2/28/2019		\$ 27,455.79		\$ 87,645.98
3/31/2019		\$ 41,258.63		\$ 128,904.61
4/30/2019		\$ 58,800.99	\$ 31,575.29	\$ 156,130.31
5/31/2019		\$ 125.41	\$ 128,000.00	\$ 28,255.72
6/30/2019		\$ 26,717.78	\$ 53,000.00	\$ 1,973.50
Total	\$84,403.34	\$1,518,357.45	\$1,600,785.29	\$ 1,975.50

Quarterly Collection	Transfer Total
----------------------	----------------

\$ 85,894.28	\$ 57,400.00
\$ 94,865.84	\$ 123,000.00
\$ 78,295.46	\$ 77,000.00
\$ 111,712.62	\$ 74,000.00
\$ 119,142.46	\$ 100,000.00
\$ 68,732.59	\$ -
\$ 85,644.18	\$ 212,575.29

Previous reports understated \$2

deposited directly into operational acct.

PFC Approved Expenses	\$ 2,583,011.42		
Less Amount Transferred	\$ 1,600,785.29	\$ 1,602,760.79	\$ 1,600,785.29
Total Amount Eligible for Transfer	\$ 982,226.13		

Income Total from PFC QB Revenue	\$1,602,760.79
Total Report	\$1,602,760.79
Total from this report	\$1,602,760.79
Variance	\$ -

- PFC Details
- Reports
- User Setting
- Help
- Logoff

Revenue

Please Select the Airport: SUN — Friedman Memorial

NM/HLN	SUN	Friedman Memorial	Halley, ID
	P (N)	City of Halley and County of Blaine	

Revenue - Public Agency Airport

Approved for Collection	6,987,776
Collections	5,875,787
Interest	64,014
Total Revenue	5,939,801
Uncollected Balance	1,047,975
Disbursements	5,905,475
PFC Account Balance	34,326
Legal Expiration Date	07/01/2028
Projected Program Expiration Date	09/01/2020
Projected Months to Collect	9

Pick CY to Display: 2019 ▼

Year	Month	Action	Collections	Interest	Total Revenue	Comments	Last Updated
2019	10	<input type="button" value="Edit"/>	0.00	0.00	0.00		
2019	09	<input type="button" value="Edit"/>	137,876.32	14.05	137,890.37		10/03/2019
2019	08	<input type="button" value="Edit"/>	0.00	0.00	0.00		
2019	07	<input type="button" value="Edit"/>	0.00	0.00	0.00		
2019	06	<input type="button" value="Edit"/>	85,614.68	29.50	85,644.18		11/25/2019
2019	05	<input type="button" value="Edit"/>	0.00	0.00	0.00		
2019	04	<input type="button" value="Edit"/>	0.00	0.00	0.00		
2019	03	<input type="button" value="Edit"/>	68,702.32	34.66	68,736.98		05/07/2019
2019	02	<input type="button" value="Edit"/>	0.00	0.00	0.00		05/07/2019
2019	01	<input type="button" value="Edit"/>	0.00	0.00	0.00		05/07/2019

Account Statement



Date 4/30/19 Page:1 of 3
Primary Account XXXXXXXXXXXXX2950



*****AUTO**SCH 5-DIGIT 83340
44509 0.6002 AV 0.383 120 1 2
FRIEDMAN MEMORIAL AIRPORT AUTHORITY
14 PFC FUND
1616 AIRPORT CIR
HAILEY ID 83333-5534

***** CHECKING ACCOUNTS *****

Account Title: FRIEDMAN MEMORIAL AIRPORT AUTHORITY
14 PFC FUND

Upon request, we will refund the ATM service fees for up to 5 transactions per month.

Table with 2 columns: Account Number/Previous Balance/2 Deposits/Credits/Checks/Debits/Service Charge/Interest Paid/Ending Balance and Number of Enclosures/Statement Dates/Days in the statement period/Average Ledger/Average Collected/Interest Earned/Annual Percentage Yield Earned/2019 Interest Paid

Activity in Date Order table with columns: Date, Description, Withdrawals, Deposits, Balance. Rows include 4/25 DDA Regular Deposit, 4/30 DDA Regular Deposit, and 4/30 Interest Deposit.

Interest Rate Summary table with columns: Date, Rate. Row shows 3/31 at 0.200000%.

RECEIVED

MAY 06 2019

FRIEDMAN MEMORIAL AIRPORT

DATE	CURRENCY	AMOUNT	DESCRIPTION	DEPOSIT TICKET
4-25-19	CASH	30.51		
TOTAL CASH		30.51		
TOTAL CHECKS				
TOTAL DEPOSITS		30.51		

DEPOSITS MAY NOT BE AVAILABLE FOR IMMEDIATE WITHDRAWAL. © 2019 WESTBANK

RE-ENTER GRAND TOTAL IN SCREENED BOXES

FRIEDMAN MEMORIAL AIRPORT AUTHORITY
1818 AIRPORT CIRCLE
HAILEY, ID 83333

Mountain West Bank
800.441.5461 | MOUNTAINWESTBANK.COM

\$ 30.51

⑆12317195540813200012950⑆ 01

USE ROUTING NUMBER FROM YOUR CHECKS FOR AUTOMATIC PAYMENTS. CHECKS AND OTHER PAYMENTS MUST BE DEPOSITED TO THE ACCOUNT NUMBER AND TYPE OF SERVICE INDICATED ON THE CHECK OR OTHER PAYMENT. COLLECTOR SERVICE IS NOT AVAILABLE.

Amount \$30.51 Date 4/25/2019

DATE	CURRENCY	AMOUNT	DESCRIPTION	DEPOSIT TICKET
4-30-19	CASH	27,173.85		
TOTAL CASH		27,173.85		
TOTAL CHECKS				
TOTAL DEPOSITS		27,173.85		

DEPOSITS MAY NOT BE AVAILABLE FOR IMMEDIATE WITHDRAWAL. © 2019 WESTBANK

RE-ENTER GRAND TOTAL IN SCREENED BOXES

FRIEDMAN MEMORIAL AIRPORT AUTHORITY
1818 AIRPORT CIRCLE
HAILEY, ID 83333

Mountain West Bank
800.441.5461 | MOUNTAINWESTBANK.COM

\$ 27,173.85

⑆12317195540813200012950⑆ 01

USE ROUTING NUMBER FROM YOUR CHECKS FOR AUTOMATIC PAYMENTS. CHECKS AND OTHER PAYMENTS MUST BE DEPOSITED TO THE ACCOUNT NUMBER AND TYPE OF SERVICE INDICATED ON THE CHECK OR OTHER PAYMENT. COLLECTOR SERVICE IS NOT AVAILABLE.

Amount \$27,173.85 Date 4/30/2019

5:09 PM

05/08/19

Friedman Memorial Airport Reconciliation Summary

1002-05 · MW - Ckg - '14 PFC 813200012950, Period Ending 04/30/2019

	<u>Apr 30, 19</u>
Beginning Balance	128,904.61
Cleared Transactions	
Deposits and Credits - 3 items	<u>27,225.70</u>
Total Cleared Transactions	<u>27,225.70</u>
Cleared Balance	<u>156,130.31</u>
Register Balance as of 04/30/2019	156,130.31
New Transactions	
Checks and Payments - 1 item	<u>-128,000.00</u>
Total New Transactions	<u>-128,000.00</u>
Ending Balance	<u>28,130.31</u>

Friedman Memorial Airport Reconciliation Detail

1002-05 · MW - Ckg - '14 PFC 813200012950, Period Ending 04/30/2019

Type	Date	Num	Name	Clr	Amount	Balance
Beginning Balance						128,904.61
Cleared Transactions						
Deposits and Credits - 3 items						
Deposit	04/25/2019			X	30.51	30.51
Deposit	04/30/2019			X	21.34	51.85
Deposit	04/30/2019			X	27,173.85	27,225.70
Total Deposits and Credits					27,225.70	27,225.70
Total Cleared Transactions					27,225.70	27,225.70
Cleared Balance					27,225.70	156,130.31
Register Balance as of 04/30/2019					27,225.70	156,130.31
New Transactions						
Checks and Payments - 1 item						
Transfer	05/07/2019				-128,000.00	-128,000.00
Total Checks and Payments					-128,000.00	-128,000.00
Total New Transactions					-128,000.00	-128,000.00
Ending Balance					-100,774.30	28,130.31



Account Statement



Date 5/31/19 Page:1 of 3
 Primary Account XXXXXXXXXXXXX2950

RECEIVED

JUN 10 2019

FRIEDMAN MEMORIAL AIRPORT

*****AUTO**SCH 5-DIGIT 83340
 44650 0.6002 AV 0.383 119 1 1
 |||||
 FRIEDMAN MEMORIAL AIRPORT AUTHORITY
 14 PFC FUND
 1616 AIRPORT CIR
 HAILEY ID 83333-5534

***** CHECKING ACCOUNTS *****

Account Title: FRIEDMAN MEMORIAL AIRPORT AUTHORITY
 14 PFC FUND

BUSINESS MONEY MARKET		Number of Enclosures	1
Account Number	XXXXXXXXXXXX2950	Statement Dates	5/01/19 thru 6/02/19
Previous Balance	156,130.31	Days in the statement period	33
1 Deposits/Credits	118.53	Average Ledger	47,610.45
1 Checks/Debits	128,000.00	Average Collected	47,610.45
Service Charge	.00	Interest Earned	6.88
Interest Paid	6.88	Annual Percentage Yield Earned	0.16%
Ending Balance	28,255.72	2019 Interest Paid	62.88

----- Activity in Date Order -----				
Date	Description	Withdrawals	Deposits	Balance
5/06	Transf to MAIN ACCOUNT	128,000.00-	.00	28,130.31
	Confirmation number	506190260		
5/10	DDA Regular Deposit	.00	118.53	28,248.84
6/02	Interest Deposit	.00	6.88	28,255.72


----- Interest Rate Summary -----		
Date	Rate	
4/30	0.200000%	
5/06	0.120000%	

DATE	AMOUNT	ENTIRE
5-10-19		
CURRENCY		
TOTAL CASH		
CHECKS	118.53	
1		
2		
3		
4		
5		
6		
7		
8		
9		
10		
11		
12		
13		
14		
15		
16		
17		
18		
19		
20		
21		
22		
23		
24		
25		
26		
27		
28		
29		
30		
31		
32		
33		
34		
35		
36		
37		
38		
39		
40		
41		
42		
43		
44		
45		
46		
47		
48		
49		
50		
51		
52		
53		
54		
55		
56		
57		
58		
59		
60		
61		
62		
63		
64		
65		
66		
67		
68		
69		
70		
71		
72		
73		
74		
75		
76		
77		
78		
79		
80		
81		
82		
83		
84		
85		
86		
87		
88		
89		
90		
91		
92		
93		
94		
95		
96		
97		
98		
99		
100		
101		
102		
103		
104		
105		
106		
107		
108		
109		
110		
111		
112		
113		
114		
115		
116		
117		
118		
119		
120		
121		
122		
123		
124		
125		
126		
127		
128		
129		
130		
131		
132		
133		
134		
135		
136		
137		
138		
139		
140		
141		
142		
143		
144		
145		
146		
147		
148		
149		
150		
151		
152		
153		
154		
155		
156		
157		
158		
159		
160		
161		
162		
163		
164		
165		
166		
167		
168		
169		
170		
171		
172		
173		
174		
175		
176		
177		
178		
179		
180		
181		
182		
183		
184		
185		
186		
187		
188		
189		
190		
191		
192		
193		
194		
195		
196		
197		
198		
199		
200		

DEPOSIT TICKET
TOTAL ITEMS
2
DEPOSITS MAY NOT BE AVAILABLE FOR IMMEDIATE WITHDRAWAL
© 1989/12/1

RE ENTER GRAND TOTAL IN SCREENED BOXES

FRIEDMAN MEMORIAL AIRPORT AUTHORITY
9800 AIRPORT CIRCLE
HAWLEY, ID 83323

 \$ 118.53

⑆ 23 67 49 54 08 83 2000 29 50 ⑈ 0 ⑆

SEE FRONT NUMBER FOR YOUR CHECKS FOR AUTOMATIC DEPOSIT. CREDIT BALANCE WILL BE AVAILABLE FOR DEPOSIT SUBJECT TO THE PROVISIONS OF THE UNIFORM COMMERCIAL CODE AND ANY APPLICABLE FEDERAL AND STATE LAWS.

Amount \$118.53 Date 5/10/2019



3:21 PM

06/10/19

Friedman Memorial Airport Reconciliation Summary

1002-05 · MW - Ckg - '14 PFC 813200012950, Period Ending 05/31/2019

	<u>May 31, 19</u>
Beginning Balance	156,130.31
Cleared Transactions	
Checks and Payments - 1 item	-128,000.00
Deposits and Credits - 2 items	125.41
Total Cleared Transactions	<u>-127,874.59</u>
Cleared Balance	<u><u>28,255.72</u></u>
Register Balance as of 05/31/2019	28,255.72
New Transactions	
Deposits and Credits - 1 item	26,716.50
Total New Transactions	<u>26,716.50</u>
Ending Balance	<u><u>54,972.22</u></u>

3:21 PM

06/10/19

Friedman Memorial Airport Reconciliation Detail

1002-05 · MW - Ckg - '14 PFC 813200012950, Period Ending 05/31/2019

Type	Date	Num	Name	Clr	Amount	Balance
Beginning Balance						156,130.31
Cleared Transactions						
Checks and Payments - 1 item						
Transfer	05/07/2019			X	-128,000.00	-128,000.00
Total Checks and Payments					-128,000.00	-128,000.00
Deposits and Credits - 2 items						
Deposit	05/10/2019			X	118.53	118.53
Deposit	05/31/2019			X	6.88	125.41
Total Deposits and Credits					125.41	125.41
Total Cleared Transactions					-127,874.59	-127,874.59
Cleared Balance					-127,874.59	28,255.72
Register Balance as of 05/31/2019					-127,874.59	28,255.72
New Transactions						
Deposits and Credits - 1 item						
Deposit	06/06/2019				26,716.50	26,716.50
Total Deposits and Credits					26,716.50	26,716.50
Total New Transactions					26,716.50	26,716.50
Ending Balance					-101,158.09	54,972.22

DATE	DESCRIPTION	AMOUNT
6-6-06	CASH	26,716.50
TOTAL CASH		26,716.50
TOTAL DEBITS		0.00
TOTAL DEPOSIT		26,716.50

DEPOSIT TICKET
 TOTAL ITEMS **3**
 DEPOSITS MAY NOT BE AVAILABLE FOR IMMEDIATE WITHDRAWAL
 8571954221

FRIDMAN MEMORIAL AIRPORT AUTHORITY
 1845 AIRPORT CIRCLE
 HALEY, ID 83333

Mountain West Bank
 800-641-5461 | MOUNTAINWESTBANK.COM

\$ **26,716.50**

REGISTER GRAND TOTAL IN SCREENED BOXES

⑆23874955⑆0813200012950⑆ 01

SEE YOUR BANKER FOR YOUR CHECKS FOR AUTOMATIC DEBITS. DEBITS AND CHECKS "DEBIT FIRST" SUBJECT TO THE PRIOR DEBIT OF THE SAME FROM ACCOUNT. CHECKS ARE NOT AVAILABLE FOR COLLECTION REVERSALS.

DDA Regular Deposit Date: 06/06 Amount: \$26,716.50

Faint, illegible text from the reverse side of the document, likely bleed-through from another page.

12:00 PM

07/08/19

Friedman Memorial Airport Reconciliation Summary

1002-05 · MW - Ckg - '14 PFC 813200012950, Period Ending 06/30/2019

	<u>Jun 30, 19</u>
Beginning Balance	28,255.72
Cleared Transactions	
Checks and Payments - 1 item	-53,000.00
Deposits and Credits - 2 items	26,717.78
Total Cleared Transactions	<u>-26,282.22</u>
Cleared Balance	<u>1,973.50</u>
Register Balance as of 06/30/2019	1,973.50
New Transactions	
Deposits and Credits - 1 item	32,754.29
Total New Transactions	<u>32,754.29</u>
Ending Balance	<u><u>34,727.79</u></u>

12:00 PM

07/08/19

Friedman Memorial Airport Reconciliation Detail

1002-05 · MW - Ckg - '14 PFC 813200012950, Period Ending 06/30/2019

Type	Date	Num	Name	Clr	Amount	Balance
Beginning Balance						28,255.72
Cleared Transactions						
Checks and Payments - 1 item						
Transfer	06/10/2019			X	-53,000.00	-53,000.00
Total Checks and Payments					-53,000.00	-53,000.00
Deposits and Credits - 2 items						
Deposit	06/06/2019			X	26,716.50	26,716.50
Deposit	06/30/2019			X	1.28	26,717.78
Total Deposits and Credits					26,717.78	26,717.78
Total Cleared Transactions					-26,282.22	-26,282.22
Cleared Balance					-26,282.22	1,973.50
Register Balance as of 06/30/2019					-26,282.22	1,973.50
New Transactions						
Deposits and Credits - 1 item						
Deposit	07/03/2019				32,754.29	32,754.29
Total Deposits and Credits					32,754.29	32,754.29
Total New Transactions					32,754.29	32,754.29
Ending Balance					6,472.07	34,727.79

Friedman Memorial Airport Transaction Detail By Account April through June 2019

Type	Date	Num	Name	Memo	Split	Debit	Credit	Balance
1002-00 · PFC Savings								
1002-05 · MW - Ckg - '14 PFC 813200012950								
Deposit	04/25/2019			Deposit	-SPLIT-	30.51		30.51
Deposit	04/30/2019			Deposit	-SPLIT-	27,173.85		27,204.36
Deposit	04/30/2019			Interest	4520-07 · Interest Revenue - '14 PFC	21.34		27,225.70
Transfer	05/07/2019			Funds Transfer	1001-02 · MW - Checking 32050001784		128,000.00	-100,774.30
Deposit	05/10/2019			Deposit	-SPLIT-	118.53		-100,655.77
Deposit	05/31/2019			Deposit	4520-07 · Interest Revenue - '14 PFC	6.88		-100,648.89
Deposit	06/06/2019			Deposit	-SPLIT-	26,716.50		-73,932.39
Transfer	06/10/2019			Transfer funds from PFC to Operational C...	1001-02 · MW - Checking 32050001784		53,000.00	-126,932.39
Deposit	06/30/2019			Deposit	4520-07 · Interest Revenue - '14 PFC	1.28		-126,931.11
Total 1002-05 · MW - Ckg - '14 PFC 813200012950						54,068.89	181,000.00	-126,931.11
Total 1002-00 · PFC Savings						54,068.89	181,000.00	-126,931.11
4000-00 · AIRCARRIER								
4010-07 · Aircarrier - '14 PFC App								
Invoice	04/04/2019	31350	Delta Airlines, Inc. - PFC	Aircarrier - '14 PFC Application	1010-00 · Accounts Receivable		17,861.99	-17,861.99
Invoice	04/04/2019	31351	American Airlines, Inc.	Aircarrier - '14 PFC Application	1010-00 · Accounts Receivable		65.41	-17,927.40
Invoice	04/04/2019	31352	United Airlines - PFC	Aircarrier - '14 PFC Application	1010-00 · Accounts Receivable		10,369.35	-28,296.75
Invoice	04/04/2019	31353	Alaska Airlines, Inc. - PFC	Aircarrier - '14 PFC Application	1010-00 · Accounts Receivable		3,173.18	-31,469.93
Invoice	04/04/2019	31354	AeroMexico	Aircarrier - '14 PFC Application	1010-00 · Accounts Receivable		105.36	-31,575.29
Invoice	04/15/2019	31387	Lufthansa German Airlines	Aircarrier - '14 PFC Application	1010-00 · Accounts Receivable		8.78	-31,584.07
Invoice	04/22/2019	31388	British Airways	Aircarrier - '14 PFC Application	1010-00 · Accounts Receivable		17.34	-31,601.41
Invoice	04/22/2019	31389	Air France	Aircarrier - '14 PFC Application	1010-00 · Accounts Receivable		4.39	-31,605.80
Invoice	04/24/2019	31397	American Airlines, Inc.	Aircarrier - '14 PFC Application	1010-00 · Accounts Receivable		17.34	-31,623.14
Invoice	04/24/2019	31398	Delta Airlines, Inc. - PFC	Aircarrier - '14 PFC Application	1010-00 · Accounts Receivable		19,015.43	-50,638.57
Invoice	04/24/2019	31399	United Airlines - PFC	Aircarrier - '14 PFC Application	1010-00 · Accounts Receivable		5,511.54	-56,150.11
Invoice	04/24/2019	31400	Alaska Airlines, Inc. - PFC	Aircarrier - '14 PFC Application	1010-00 · Accounts Receivable		2,581.25	-58,731.36
Invoice	04/24/2019	31401	Air New Zealand Limited	Aircarrier - '14 PFC Application	1010-00 · Accounts Receivable		17.56	-58,748.92
Invoice	04/24/2019	31402	Virgin Atlantic International Airlines	Aircarrier - '14 PFC Application	1010-00 · Accounts Receivable		4.39	-58,753.31
Invoice	04/25/2019	31396	KLM - Royal Dutch Airlines	Aircarrier - '14 PFC Application	1010-00 · Accounts Receivable		26.34	-58,779.65
Invoice	05/10/2019	31438	Air Canada Airlines	Aircarrier - '14 PFC Application	1010-00 · Accounts Receivable		4.39	-58,784.04
Invoice	05/10/2019	31439	AeroMexico	Aircarrier - '14 PFC Application	1010-00 · Accounts Receivable		114.14	-58,898.18
Invoice	06/06/2019	31522	Air France	Aircarrier - '14 PFC Application	1010-00 · Accounts Receivable		13.06	-58,911.24
Invoice	06/06/2019	31523	AeroMexico	Aircarrier - '14 PFC Application	1010-00 · Accounts Receivable		109.75	-59,020.99
Invoice	06/06/2019	31525	American Airlines, Inc.	Aircarrier - '14 PFC Application	1010-00 · Accounts Receivable		70.02	-59,091.01
Invoice	06/06/2019	31526	Delta Airlines, Inc. - PFC	Aircarrier - '14 PFC Application	1010-00 · Accounts Receivable		19,000.90	-78,091.91
Invoice	06/06/2019	31527	United Airlines - PFC	Aircarrier - '14 PFC Application	1010-00 · Accounts Receivable		4,474.70	-82,566.61
Invoice	06/06/2019	31528	Alaska Airlines, Inc. - PFC	Aircarrier - '14 PFC Application	1010-00 · Accounts Receivable		3,039.29	-85,605.90
Invoice	06/06/2019	31529	Virgin Atlantic International Airlines	Aircarrier - '14 PFC Application	1010-00 · Accounts Receivable		8.78	-85,614.68
Total 4010-07 · Aircarrier - '14 PFC App						0.00	85,614.68	-85,614.68
Total 4000-00 · AIRCARRIER						0.00	85,614.68	-85,614.68
4520-00 · INTEREST REVENUE								
4520-07 · Interest Revenue - '14 PFC								
Deposit	04/30/2019			Interest	1002-05 · MW - Ckg - '14 PFC 813200012950		21.34	-21.34
Deposit	05/31/2019			Interest	1002-05 · MW - Ckg - '14 PFC 813200012950		6.88	-28.22
Deposit	06/30/2019			Interest Earned	1002-05 · MW - Ckg - '14 PFC 813200012950		1.28	-29.50
Total 4520-07 · Interest Revenue - '14 PFC						0.00	29.50	-29.50
Total 4520-00 · INTEREST REVENUE						0.00	29.50	-29.50
TOTAL						54,068.89	266,644.18	-212,575.29



Member
FDIC

Date 6/28/19 Page 1
Primary Account XXXXXXXXXXXXX2950

FRIEDMAN MEMORIAL AIRPORT AUTHORITY
14 PFC FUND
1616 AIRPORT CIR
HAILEY ID 83333-5534

***** CHECKING ACCOUNTS *****

Account Title: FRIEDMAN MEMORIAL AIRPORT AUTHORITY
14 PFC FUND

BUSINESS MONEY MARKET		Number of Enclosures	1
Account Number	XXXXXXXXXXXX2950	Statement Dates	6/03/19 thru 6/30/19
Previous Balance	28,255.72	Days in the statement period	28
1 Deposits/Credits	26,716.50	Average Ledger	12,359.73
1 Checks/Debits	53,000.00	Average Collected	12,359.73
Service Charge	.00	Interest Earned	1.28
Interest Paid	1.28	Annual Percentage Yield Earned	0.14%
Ending Balance	1,973.50	2019 Interest Paid	64.16

----- ACTIVITY IN DATE ORDER -----

Date	Description	Withdrawals	Deposits	Balance
6/06	DDA Regular Deposit	.00	26,716.50	54,972.22
6/10	Transf to MAIN ACCOUNT	53,000.00-	.00	1,972.22
	Transfer funds to Op. Checking			
	Confirmation number 610197742			
6/30	Interest Deposit	.00	1.28	1,973.50

----- INTEREST RATE SUMMARY -----

Date	Rate
6/02	0.120000%
6/06	0.160000%
6/10	0.040000%