

**NOTICE OF A REGULAR MEETING OF  
THE FRIEDMAN MEMORIAL AIRPORT AUTHORITY**

*PLEASE TAKE NOTICE that a regular meeting of the Friedman Memorial Airport Authority shall be held Tuesday, March 5, 2019 at 5:30 p.m. at the old Blaine County Courthouse Meeting Room Hailey, Idaho. All matters shall be considered Joint Decision Matters unless otherwise noted. The proposed Agenda for the meeting is as follows:*

**AGENDA  
March 5, 2019**

- I. APPROVE AGENDA – ACTION ITEM**
- II. PUBLIC COMMENT (10 Minutes Allotted)**
- III. FRIEDMAN MEMORIAL AIRPORT AUTHORITY MEETING MINUTES OF:**
  - A. February 12, 2019 Regular Meeting – Motion to Approve – **Attachment #1 ACTION ITEM**
  - B. February 19, 2019 Special Meeting – Motion to Approve – **Attachment #2 ACTION ITEM**
- IV. REPORTS**
  - A. Chairman Report
  - B. Blaine County Report
  - C. City of Hailey Report
  - D. Fly Sun Valley Alliance Report
  - E. Airport Manager Report
- V. AIRPORT STAFF BRIEF (5 Minutes Allotted)**
  - A. Noise Complaints
  - B. Profit & Loss, ATCT Traffic Operations Count and Enplanement Data – **Attachment #3 - #5**
  - C. Airport Commercial Flight Interruptions (unofficial)
  - D. Review Correspondence
- VI. ACTION ITEMS (a vote may occur but is not required to be taken)**
  - A. NEW BUSINESS
    - 1. Consideration of Change of Date of April 2, 2019 FMAA Meeting - **ACTION ITEM**
  - B. CONTINUING BUSINESS
    - 1. FMAA Board Officer Appointments – **ACTION ITEM**
- VII. DISCUSSION AND UPDATES**
  - A. NEW BUSINESS
    - 1. None
  - B. CONTINUING BUSINESS
    - 1. Construction and Capital Projects
      - i. Terminal Improvements
    - 2. Airport Planning Projects
      - i. Environmental Assessment for Runway Protection Zone and Obstruction Removal
      - ii. Instrument Approach Development
    - 3. Miscellaneous
      - i. None
- VIII. PUBLIC COMMENT**
- IX. EXECUTIVE SESSION**
  - I.C. §74-206 (c) To acquire an interest in real property which is not owned by a public agency
  - I.C. §74-206 (f) To communicate with legal counsel to discuss legal ramifications for controversy imminently likely to be litigated
- X. ADJOURNMENT**

- III. **FRIEDMAN MEMORIAL AIRPORT AUTHORITY MEETING MINUTES OF:**
  - A. February 12, 2019 Regular Meeting – Motion to Approve - **Attachment #1**
  - B. February 19, 2019 Special Meeting – Motion to Approve – **Attachment #2**

IV. **REPORTS**

- A. Chairman Report

This item is on the agenda to permit a Chairman report if appropriate.

- B. Blaine County Report

This item is on the agenda to permit a County report if appropriate.

- C. City of Hailey Report

This item is on the agenda to permit a City report if appropriate.

- D. Fly Sun Valley Alliance Report

This item is on the agenda to permit a report if appropriate.

- E. Airport Manager Report

This item is on the agenda to permit an Airport Manager report if appropriate.

V. **AIRPORT STAFF BRIEF - (5 Minutes Allotted)**

- A. Noise Complaints in February 2019 – None Received

LOCATION	DATE	TIME	AIRCRAFT TYPE	INCIDENT	ACTION/RESPONSE
None					

B. Profit & Loss, ATCT Traffic Operations Count and Enplanement Data - **Attachments #3- #5**

**Attachment #3** is Friedman Memorial Airport Profit & Loss Budget vs. Actual (unaudited)

**Attachment #4** is 2001 - 2019 ATCT Traffic Operations data comparison by month

**Attachment #5** is 2019 Enplanement, Deplanement and Seat Occupancy data

The following revenue and expense analysis is provided for Board information and review:

<b>December 2018</b>		
Total Non-Federal Revenue	December, 2018	\$243,938.73
Total Non-Federal Revenue	December, 2017	\$233,850.90
Total Non-Federal Revenue	FY '19 thru December	\$807,093.06
Total Non-Federal Revenue	FY '18 thru December	\$691,003.26
Total Non-Federal Expenses	December, 2018	\$376,855.91
Total Non-Federal Expenses	December, 2017	\$255,319.74
Total Non-Federal Expenses	FY '19 thru December	\$1,005,021.52
Total Non-Federal Expenses	FY '18 thru December	\$774,913.27
Net Income to include Federal Programs	FY '19 thru December	-\$487,080.07
Net Income to include Federal Programs	FY '18 thru December	-\$24,012.23

C. Airport Commercial Flight Interruptions (unofficial):

AIRLINE	FLIGHT CANCELLATIONS	FLIGHT DIVERSIONS
February 1, 2019 through February 28, 2019		
Alaska Airlines	3	7
Delta	0	48
United	3	48

D. Review Correspondence

See **Attachment #6**.

**VI. ACTION ITEMS (a vote may occur but is not required to be taken)**

**A. NEW BUSINESS**

**1. Consideration of Change of Date of April 2, 2019 FMAA Meeting - ACTION ITEM**

Board member Greenberg will be unable to attend the regularly scheduled FMAA meeting on April 2, 2019. He is requesting Board consideration to move the meeting to April 9, 2019.

**B. CONTINUING BUSINESS**

**1. FMAA Board Officer Appointments – ACTION ITEM**

Election of Board Officers is due at this meeting. Board Officer positions to be considered by the Board include:

Chairman  
Vice Chairman  
Secretary  
Treasurer

It is also recommended the Board discuss and consider committee assignments. Current Committees include the Finance/Lease Committee, with Board Members Keirn, Greenberg, and Fairfax as committee members, and the Architectural Committee, with Board Members Keirn, Greenberg and former Board Member Schoen, as committee members.

**VII. DISCUSSION AND UPDATES**

**A. NEW BUSINESS**

**1. None**

**B. CONTINUING BUSINESS**

**1. Construction and Capital Projects**

**i. Terminal Improvements**

Staff is still awaiting word from FAA regarding our application for Supplemental Discretionary funds for terminal improvements, including an expanded security checkpoint and secure holdroom. No new information has been provided since the February meeting – FAA HQ office is reviewing requests with a goal of coordinating and finalizing a successful candidates list in March. Staff will keep the Board advised on any new information.



## 2. Airport Planning Projects

### i. Environmental Assessment for Runway Protection Zone and Obstruction Removal

The Environmental Assessment (EA) process continues to move forward. A revised draft was returned to the FAA ADO office on February 4. The ADO reviewed and sent the document for hopeful final regional and legal review the week of February 18.

As previously stated, staff is hopeful the FAA will approve release of the revised document for the 30-day public comment period soon. Near the end of the comment period, a public hearing will be held before the EA process is completed.

### ii. Instrument Approach Development

Flight Tech Engineering began working on the SUN flight procedure feasibility assessment in the second week of January, 2019. The goal of this feasibility assessment is to develop and test instrument approach procedure concepts flight procedure that could increase the reliability of airline operations for the current jet fleet operating at SUN. Careful consideration has been taken to ensure alignment with existing flight paths in accordance with ATC established procedures.

The assessment is focusing on new navigation technologies that are starting to become more readily available to the Regional Airline fleets such as Performance Base Navigation (PBN). Unlike conventional navigation procedures of the past, PBN procedures are based on a specific set of aircraft equipage, certification, aircraft performance limitations, and crew training.

Extensive outreach and coordination with the primary airline operator at SUN have been performed to ensure aircraft performance and navigation limitations have been met. The project is currently entering a review and validation stage including FAA consultation and simulator validation. Upon completion of the validation, results will be provided to the Board and airline operators for consideration for full procedure development.

## VIII. PUBLIC COMMENT

IX. EXECUTIVE SESSION - I.C. §74-206 (c) To acquire an interest in real property which is not owned by a public agency

I.C. §74-206 (f) To communicate with legal counsel to discuss legal ramifications for controversy imminently likely to be litigated

## X. ADJOURNMENT

ATTACHMENT 1

**MINUTES OF A REGULAR MEETING  
OF THE  
FRIEDMAN MEMORIAL AIRPORT AUTHORITY\***

**February 12, 2019  
5:30 P.M.**

**IN ATTENDANCE:** **BOARD MEMBERS:** Chairman – Don Keirn, Vice-Chairman – Jacob Greenberg, Board - Fritz Haemmerle, Angenie McCleary, Pat Cooley, Dick Fosbury  
**FRIEDMAN MEMORIAL AIRPORT AUTHORITY TREASURER:** Ron Fairfax  
**FRIEDMAN MEMORIAL AIRPORT STAFF:** Airport Manager – Chris Pomeroy, Contracts/Finance Administrator – Lisa Emerick, ASC/Special Projects Coordinator/Executive Assistant – Steve Guthrie, Airport Operations Manager – Todd Emerick; Administrative Assistant – Cecilia Vega, Airport Coordinator – Sue Heaphy  
**CONSULTANTS:** T-O Engineers – Dave Mitchel; Centerlyne – Sarah Shepard, Candace Crew  
**AIRPORT TENANTS/PUBLIC:** Fly Sun Valley Alliance – Carol Waller; Atlantic Aviation – Brian Blackburn; Hertz – Dakotah Dayton  
**AIRPORT LEGAL COUNSEL:** Lawson Laski Clark & Pogue, PLLC – Jim Laski  
**PRESS:** Idaho Mountain Express – Alejandra Buitrago

**CALL TO ORDER:** The meeting was called to order at 5:30 p.m. by Chairman Keirn.

**I. APPROVE AGENDA** The agenda was approved as presented.

**II. OATH OF OFFICE** A. Dick Fosbury – Blaine County Commissioner  
Blaine County Commissioner Dick Fosbury took the FMAA Oath of Office administered by Chairman Keirn. Chairman Keirn congratulated Board Member Fosbury on his new appointment on behalf of the Board and Staff.

**III. PUBLIC COMMENT** No public comment was made.

**IV. APPROVE FMAA  
MEETING MINUTES**

**A. December 13, 2018 Special Meeting Minutes**

**B. January 8, 2019 Regular Meeting Minutes**

The January 8, 2019 Regular Meeting Minutes were amended as follows:

**D. Fly Sun Valley Alliance Report (see Power Point Presentation)**

Fly Sun Valley Alliance (FSVA) representative, Carol Waller, briefed the Board on the FSVA progress on finalizing the summer schedule as well as working with the airlines and the airport to complete a five-year strategic plan for air service.

Vice-Chairman Greenberg commented that ~~enplanements and~~ operations are at 50% of what they were in the year 2001 ~~but enplanements are the highest that they've been since 2001~~ and asked what impact that has on the Minimum Revenue Guarantees (MRG's).

**MOTION:**

***Made by Vice-Chairman Greenberg to approve the December 13, 2018 Special Meeting Minutes as presented and the January 8, 2019 Regular Meeting Minutes as amended. Seconded by Board Member McCleary.***

**PASSED UNANIMOUSLY**



## V. REPORTS

### A. Chairman Report

Chairman Keirn praised the Airport Operations Staff on the excellent snow removal operations performed during the recent snow storms.

### B. Blaine County Report

No report was given.

### C. City of Hailey Report

No report was given.

### D. Fly Sun Valley Alliance Report (see Power Point Presentation)

No report was given.

### E. Airport Manager Report (see Power Point Presentation)

- The Airport Manager attended the United States Contract Tower Association (USCTA) Policy Board Meeting in Nashville, Tennessee on February 6 – 8, 2019. He informed the Board that the key issues discussed were the shortage of pilots and contract tower controllers as well as being able to retain employees.
- The Airport Manager is working with the current delegation members in order to gain their support and present a letter to the U.S. Department of Transportation (USDOT) Secretary and Federal Aviation Administration (FAA) Administrator in Washington D.C. regarding the FMAA's desire to partake in the Remote Tower Pilot Program.
- The Airport Manager is working with Sheryl Mukhard, Manager for the Transportation Security Administration (TSA) to create a partnership with the airlines and the Airport to develop an ambassador hosting program that will funnel Pre-Check passengers and manage an enrollment station to assist potential Pre-Check passengers in a more effective manner this summer.
- President's weekend is expected to be busy and the recent snow storms have limited the amount of available aircraft parking. The Airport Manager is working with Brian Blackburn, Manager of Atlantic Aviation to develop a plan to accommodate "drop and go" aircraft operations, once parking reaches capacity.
- The Federal Aviation Administration (FAA) Northwest Mountain Region Airports Conference is scheduled to be held March 18 - 20, 2019 in Renton, WA and the Board is welcome to attend.
- At the March meeting, the Board should anticipate a discussion regarding Board officer elections, review of the draft Environmental Assessment and receive an update on the approach feasibility analysis results.

Board Member McCleary asked if the TSA ambassador program would target all passengers or just Pre-Check eligible passengers only.

Airport Manager Pomeroy responded that the program would target all passengers.

## VI. AIRPORT STAFF BRIEF

### A. Noise Complaints (See Brief)

### B. Profit & Loss, ATCT Traffic Operations Count and Enplanement Data (See Brief)

### C. Airport Commercial Flight Interruptions (See Brief)

**D. Review Correspondence (See Brief)**

**VII. ACTION ITEMS**

**A. NEW BUSINESS (See Brief & Power Point)**

**1. Parking Lot Landscaping Bids – Recommendation of Award**

Airport Manager Pomeroy briefed the Board on the results of the Parking Lot Landscaping bid facilitated by T-O Engineers, Inc. He commented that bids were requested from All Season Landscaping, Big Wood Landscaping, and Webb Landscaping, however; only two bids were received. The Airport Manager requested that the Board authorize him and the engineers to negotiate with the lowest bidder a not to exceed contract of \$48,455 that would complete the project on budget of \$60,000.

Board Member Fosbury asked if the change of design would incur further expenses.

Airport Manager Pomeroy responded that the negotiation would remain within the not to exceed amount of \$48,455.

Vice-Chairman Greenberg asked if the modified design had been approved by the City of Hailey Design and Review Committee.

Airport Manager Pomeroy responded that the change was not significant enough to warrant an additional review, but he would verify with T-O Engineers and will report at the Special Meeting.

After a brief discussion, Chairman Keirn directed the Airport Manager to seek clarification on the presentation that demonstrated Big Wood Landscape as the lowest bidder and add the item to the upcoming Special Meeting agenda.

**2. Independent Board Member Selection Process – Consideration of Special Meeting Date for Interviews**

After a brief discussion, the Board agreed to hold a Special Meeting on February 19, 2019 at 5:00 p.m. and directed the Airport Manager and Staff to publish the appropriate notice and schedule the candidate interviews.

**B. CONTINUING BUSINESS**

**1. NONE**

**VIII. DISCUSSION AND UPDATES**

**A. NEW BUSINESS (See Brief & Power Point)**

**1. Discussion of FMAA Board Officer Appointments**

Chairman Keirn briefed the Board that officer elections will be held at the March meeting and that, in the past, the Vice-Chair has succeeded the current Chairman.

Board Member McCleary commented that she would be supportive of Vice-Chairman Greenberg being elected as Chairman since he is involved with several committees within FMAA and she would also be supportive of having a City of Hailey member elected as Vice-Chairman since it promotes a good balance for the Board.



## **B. CONTINUING BUSINESS**

### **1. Construction and Capital Projects**

#### **i. Terminal Improvements**

Airport Manager Pomeroy commented that due to the government shut down, he did not have an update regarding the Terminal Improvement project, but he is anticipating news by the March meeting.

### **2. Airport Planning Projects**

#### **i. Environmental Assessment for Runway Protection Zone and Obstruction Removal**

Airport Manager Pomeroy briefed the Board on the Environmental (EA) status and commented that T-O Engineers had obtained legal comments from the (FAA). He also commented that he contacted regional and FAA Helena ADO Manager, Diane Stilson, to express his and the Board's frustration regarding the drawn-out EA process. The Airport Manager is optimistic that an approval will be received from the FAA by the end of February that will begin the 30-day public comment period.

#### **ii. Instrument Approach Development**

Airport Manager Pomeroy briefed the Board on the Instrument Approach Development study and commented that he is very impressed with the work that is being performed but reiterated that the effort will not produce a new approach procedure by the consultant. He commented that he hopes to have preliminary results to the Board at the March meeting.

Board Member McCleary asked how much information will be obtained from the feasibility study.

Airport Manager Pomeroy responded that there will be a large amount of information that will be obtained from this study that will be helpful in exploring the best potential approach improvement option.

### **3. Miscellaneous**

#### **i. None**

## **IX. PUBLIC COMMENT**

No public comment

## **X. ADJOURNMENT**

The February 12, 2019 Regular Meeting of the Friedman Memorial Airport Authority was adjourned at approximately 7:15 p.m.

---

Don Keirn, Chairman

\* Additional resources/materials that should be reviewed with these meeting minutes include but are not limited to the Friedman Memorial Airport Authority Board Packet briefing, the PowerPoint presentation prepared for this meeting and any referenced attachments.



**MINUTES OF A SPECIAL MEETING ATTACHMENT 2  
OF THE  
FRIEDMAN MEMORIAL AIRPORT AUTHORITY\***

**February 19, 2019  
5:00 P.M.**

**IN ATTENDANCE:**

**BOARD MEMBERS:** Chairman – Don Keirn, Vice-Chairman – Jacob Greenberg, Secretary - Lawrence Schoen, Board - Fritz Haemmerle, Angenie McCleary, Pat Cooley  
**FRIEDMAN MEMORIAL AIRPORT STAFF:** Airport Manager – Chris Pomeroy, Contracts/Finance Administrator – Lisa Emerick, Administrative Assistant – Cecilia Vega, Airport Coordinator – Sue Heaphy  
**AIRPORT TENANTS/PUBLIC:** Thomas Ysasi, Walt Denekas, Wendolyn Holland, Latham Williams, Ron Fairfax, Glass Cockpit Aviation – John Strauss  
**AIRPORT LEGAL COUNSEL:** Lawson Laski Clark & Pogue, PLLC – Jim Laski

**CALL TO ORDER:**

The meeting was called to order at 5:15 p.m. by Chairman Keirn.

**I. APPROVE AGENDA**

The agenda was approved as presented.

**II. ACTION ITEMS**

**A. CONTINUING BUSINESS**

**1. Parking Lot Landscaping Bids – Recommendation of Award**

The Airport Manager discussed the updated parking lot landscaping bid spreadsheets. He explained that T-O Engineers has confirmed Webb Landscaping as the successful bidder. The bid, even though the lowest, exceeds the projected landscape budgeted amount. The Airport Manager explained that the project scope and materials used will need to be negotiated to complete the project within budget. The scope modification will remain in compliance with City of Hailey design review approval and will not result in an increase to the landscape architect's (Eggers and Associates') design fees. If the negotiations are successful with Webb Landscape, the project will remain within the \$60,000 project budget. The Airport Manager requested a motion to authorize negotiations with Webb Landscape to achieve a not to exceed contract amount of \$48,455.

**MOTION:**

***Made by Board Member Haemmerle to proceed with negotiations with Webb Landscape not to exceed the \$60,000 project budget. Seconded by Board Member McCleary.***

**2. Independent Board Member Selection Process**

**a. Interviews**

Chairman Keirn explained that he would be asking the candidates questions from the prepared list and the Board could provide follow up.

**i. 5:00 p.m. Thomas Ysasi - Attachment #1**

The Board conducted a question and answer session with Mr. Thomas Ysasi.

**ii. 5:30 p.m. Walt Denekas – Attachment #2**

The Board conducted a question and answer session with Mr. Walt Denekas.

iii. **6:00 p.m. Wendolyn Holland – Attachment #3**

The Board conducted a question and answer session with Ms. Wendolyn Holland.

iv. **6:30 p.m. Latham Williams – Attachment #4**

Mr. Latham Williams withdrew his application.

iv. **7:00 p.m. Ron Fairfax – Attachment #5**

The Board conducted a question and answer session with Mr. Ron Fairfax.

Attorney Laski informed the Board that they must unanimously select a candidate to serve as Independent Board Member. If a candidate is not selected by a unanimous vote, there will not be an Independent Member represented on the Board.

III. **EXECUTIVE SESSION –  
I.C. §74-206 (1)(a)**

**MOTION:**

**Made by Board Member McCleary to enter into executive session pursuant to Idaho Code §74-206 paragraph (1)(a) for consideration of candidates for the Independent Board Member position. Seconded by Vice-Chairman Greenberg.**

**ROLL CALL VOTE:**

<b>Chairman Keirn</b>	<b>Yes</b>
<b>Vice-Chairman Greenberg</b>	<b>Yes</b>
<b>Board Member Haemmerle</b>	<b>Yes</b>
<b>Board Member McCleary</b>	<b>Yes</b>
<b>Board Member Cooley</b>	<b>Yes</b>
<b>Board Member Fosbury</b>	<b>Yes</b>

**PASSED UNANIMOUSLY**

IV. **ACTION ITEMS, CONT.**

**MOTION:**

**Made by Vice-Chairman Greenberg to appoint Dr. Ron Fairfax as the Independent Board Member for the Friedman Memorial Airport Authority. Seconded by Board Member Haemmerle.**

**PASSED UNANIMOUSLY**

V. **ADJOURNMENT**

The February 19, 2019 Special Meeting of the Friedman Memorial Airport Authority was adjourned at approximately 8:05 p.m.

\_\_\_\_\_  
Don Keirn, Chairman

\* Additional resources/materials that should be reviewed with these meeting minutes include but are not limited to the Friedman Memorial Airport Authority Board Packet briefing, the PowerPoint presentation prepared for this meeting and any referenced attachments.



**Friedman Memorial Airport**  
**Profit & Loss Budget vs. Actual (COMBINED '19)**  
 October 2018 through September 2019

	Oct - Dec 18	Budget	\$ Over Budget	% of Budget
<b>Income</b>				
<b>4000-00 · AIRCARRIER</b>				
4000-01 · Aircarrier - Lease Space	21,130.14	87,498.00	-66,367.86	24.1%
4000-02 · Aircarrier - Landing Fees	38,458.54	41,000.00	-2,541.46	93.8%
4000-03 · Aircarrier - Gate Fees	300.00	0.00	300.00	100.0%
4000-04 · Aircarrier - Utility Fees	90.00	7,500.00	-7,410.00	1.2%
4010-07 · Aircarrier - '14 PFC App	146,534.14	79,700.00	66,834.14	183.9%
<b>Total 4000-00 · AIRCARRIER</b>	<b>206,512.82</b>	<b>215,698.00</b>	<b>-9,185.18</b>	<b>95.7%</b>
<b>4020-00 · TERMINAL AUTO PARKING REVENUE</b>				
4020-01 · Automobile Parking - Terminal	121,591.00	110,000.00	11,591.00	110.5%
<b>Total 4020-00 · TERMINAL AUTO PARKING REVENUE</b>	<b>121,591.00</b>	<b>110,000.00</b>	<b>11,591.00</b>	<b>110.5%</b>
<b>4030-00 · AUTO RENTAL REVENUE</b>				
4030-01 · Automobile Rental - Commission	87,100.20	95,000.00	-7,899.80	91.7%
4030-02 · Automobile Rental - Lease Space	7,073.28	7,036.26	37.02	100.5%
4030-03 · Automobile Rental - Auto Prkng	36,066.00	31,199.88	4,866.12	115.6%
4030-04 · Automobile Rental - Utilities	7,011.51	450.00	6,561.51	1,558.1%
<b>Total 4030-00 · AUTO RENTAL REVENUE</b>	<b>137,250.99</b>	<b>133,686.14</b>	<b>3,564.85</b>	<b>102.7%</b>
<b>4040-00 · TERMINAL CONCESSION REVENUE</b>				
4040-01 · Terminal Shops - Commission	1,103.98	1,250.06	-146.08	88.3%
4040-02 · Terminal Shops - Lease Space	0.00	0.00	0.00	0.0%
4040-03 · Terminal Shops - Utility Fees	0.00	375.00	-375.00	0.0%
4040-10 · Advertising - Commission	12,447.50	11,000.00	1,447.50	113.2%
4040-11 · Vending Machines - Commission	1,858.66	3,500.00	-1,641.34	53.1%
4040-12 · Terminal ATM	589.00	225.00	364.00	261.8%
<b>Total 4040-00 · TERMINAL CONCESSION REVENUE</b>	<b>15,999.14</b>	<b>16,350.06</b>	<b>-350.92</b>	<b>97.9%</b>
<b>4050-00 · FBO REVENUE</b>				
4050-01 · FBO - Lease Space	39,477.79	39,465.00	12.79	100.0%
4050-02 · FBO - Tiedown Fees	35,991.90	53,000.00	-17,008.10	67.9%
4050-03 · FBO - Landing Fees - Trans.	72,305.90	80,000.00	-7,694.10	90.4%
4050-04 · FBO - Commission	5,929.58	6,000.00	-70.42	98.8%
4050-07 · FBO - Miscellaneous	0.00	0.00	0.00	0.0%
<b>Total 4050-00 · FBO REVENUE</b>	<b>153,705.17</b>	<b>178,465.00</b>	<b>-24,759.83</b>	<b>86.1%</b>
<b>4060-00 · FUEL FLOWAGE REVENUE</b>				
4060-01 · Fuel Flowage - FBO	74,623.74	74,000.00	623.74	100.8%
<b>Total 4060-00 · FUEL FLOWAGE REVENUE</b>	<b>74,623.74</b>	<b>74,000.00</b>	<b>623.74</b>	<b>100.8%</b>
<b>4070-00 · TRANSIENT LANDING FEES REVENUE</b>				
4070-02 · Landing Fees - Non-Comm./Gov't	218.82	0.00	218.82	100.0%
<b>Total 4070-00 · TRANSIENT LANDING FEES REVENUE</b>	<b>218.82</b>	<b>0.00</b>	<b>218.82</b>	<b>100.0%</b>

**Friedman Memorial Airport**  
**Profit & Loss Budget vs. Actual (COMBINED '19)**  
 October 2018 through September 2019

	Oct - Dec 18	Budget	\$ Over Budget	% of Budget
<b>4080-00 · HANGAR REVENUE</b>				
4080-01 · Land Lease - Hangar	156,681.67	151,837.50	4,844.17	103.2%
4080-02 · Land Lease - Hangar/Trans. Fee	7,663.75	0.00	7,663.75	100.0%
4080-03 · Hangar/Utilities (E8,11,24)	0.00	450.00	-450.00	0.0%
4080-05 · Land Lease - FMA Hangar Rentals	1,096.70	8,750.00	-7,653.30	12.5%
<b>Total 4080-00 · HANGAR REVENUE</b>	<b>165,442.12</b>	<b>161,037.50</b>	<b>4,404.62</b>	<b>102.7%</b>
<b>4090-00 · TIEDOWN PERMIT FEES REVENUE</b>				
4090-01 · Tiedown Permit Fees (FMA)	13,356.59	10,000.00	3,356.59	133.6%
<b>Total 4090-00 · TIEDOWN PERMIT FEES REVENUE</b>	<b>13,356.59</b>	<b>10,000.00</b>	<b>3,356.59</b>	<b>133.6%</b>
<b>4100-00 · CARGO CARRIERS REVENUE</b>				
4100-01 · Cargo Carriers - Landing Fees	2,886.50	2,800.00	86.50	103.1%
4100-02 · Cargo Carriers - Tiedown	1,485.00	3,000.00	-1,515.00	49.5%
<b>Total 4100-00 · CARGO CARRIERS REVENUE</b>	<b>4,371.50</b>	<b>5,800.00</b>	<b>-1,428.50</b>	<b>75.4%</b>
<b>4110-00 · MISCELLANEOUS REVENUE</b>				
4110-01 · Misc. Revenue	90.36	0.00	90.36	100.0%
4110-05 · Misc. Incident/Accident	0.00	0.00	0.00	0.0%
4110-09 · Miscellaneous Expense Reimburse	-1,000.00	0.00	-1,000.00	100.0%
<b>Total 4110-00 · MISCELLANEOUS REVENUE</b>	<b>-909.64</b>	<b>0.00</b>	<b>-909.64</b>	<b>100.0%</b>
<b>4120-00 · GROUND TRANSP. PERMIT REVENUE</b>				
4120-01 · Ground Transportation Permit	13,600.00	19,000.00	-5,400.00	71.6%
4120-02 · GTSP - Trip Fee	1,320.00	1,250.06	69.94	105.6%
<b>Total 4120-00 · GROUND TRANSP. PERMIT REVENUE</b>	<b>14,920.00</b>	<b>20,250.06</b>	<b>-5,330.06</b>	<b>73.7%</b>
<b>4400-00 · TSA/SECURITY</b>				
4400-02 · Terminal Lease	10,091.25	10,095.00	-3.75	100.0%
4400-03 · Security Prox. Cards	21,800.00	19,000.00	2,800.00	114.7%
<b>Total 4400-00 · TSA/SECURITY</b>	<b>31,891.25</b>	<b>29,095.00</b>	<b>2,796.25</b>	<b>109.6%</b>
<b>4500-00 · IDAHO STATE GRANT PROGRAM REV.</b>				
4500-18 · SUN-18 SKW E-175 Certification	0.00	25,000.00	-25,000.00	0.0%
<b>Total 4500-00 · IDAHO STATE GRANT PROGRAM REV.</b>	<b>0.00</b>	<b>25,000.00</b>	<b>-25,000.00</b>	<b>0.0%</b>
<b>4510-00 · DOT/Small Community Air Service</b>				
4510-01 · Small Community Air Service	0.00	369,700.00	-369,700.00	0.0%
<b>Total 4510-00 · DOT/Small Community Air Service</b>	<b>0.00</b>	<b>369,700.00</b>	<b>-369,700.00</b>	<b>0.0%</b>
<b>4520-00 · INTEREST REVENUE</b>				
4520-01 · Interest Revenue - General	14,640.32	0.00	14,640.32	100.0%
4520-07 · Interest Revenue - '14 PFC	10.29	12.51	-2.22	82.3%
<b>Total 4520-00 · INTEREST REVENUE</b>	<b>14,650.61</b>	<b>12.51</b>	<b>14,638.10</b>	<b>117,111.2%</b>

**Friedman Memorial Airport**  
**Profit & Loss Budget vs. Actual (COMBINED '19)**  
 October 2018 through September 2019

	Oct - Dec 18	Budget	\$ Over Budget	% of Budget
4742-00 · AIP 42 - Project Air Carr. Apr				
4742-01 · AIP '42 Air Carr. Apron	25,566.99			
<b>Total 4742-00 · AIP 42 - Project Air Carr. Apr</b>	<b>25,566.99</b>			
4743-00 · AIP 43 - Air Carrier /Pkg. Lot				
4743-01 · AIP 43 - Air Carrier/Pkg. Lot	0.00	0.00	0.00	0.0%
<b>Total 4743-00 · AIP 43 - Air Carrier /Pkg. Lot</b>	<b>0.00</b>	<b>0.00</b>	<b>0.00</b>	<b>0.0%</b>
4744-00 · AIP '44 RPZ Acquisition EA				
4744-01 · AIP '44 - RPZ Acquisition - EA	0.00	0.00	0.00	0.0%
<b>Total 4744-00 · AIP '44 RPZ Acquisition EA</b>	<b>0.00</b>	<b>0.00</b>	<b>0.00</b>	<b>0.0%</b>
<b>Total Income</b>	<b>979,191.10</b>	<b>1,349,094.27</b>	<b>-369,903.17</b>	<b>72.6%</b>
<b>Gross Profit</b>	<b>979,191.10</b>	<b>1,349,094.27</b>	<b>-369,903.17</b>	<b>72.6%</b>
<b>Expense</b>				
<b>EXPENDITURES</b>				
<b>"A" EXPENSES</b>				
5000-01 · Salaries - Airport Manager	37,667.91	37,092.67	575.24	101.6%
5000-02 · Salaries - Assist. Airpt. Manag	0.00	0.00	0.00	0.0%
5010-00 · Salaries -Contracts/Finance Adm	31,903.58	26,604.03	5,299.55	119.9%
5010-01 · Salaries - Office Assist.	78,710.49	52,355.73	26,354.76	150.3%
5020-00 · Salaries - ARFF/OPS Manager	28,252.81	25,755.75	2,497.06	109.7%
5030-00 · Salaries - ARFF/OPS Specialist	110,109.12	105,618.31	4,490.81	104.3%
5040-00 · Salaries-ASC/Sp.Prjct./Ex. Assi	21,657.36	19,814.76	1,842.60	109.3%
5050-00 · Salaries-Seasonal-Snow Removal	9,056.00	13,333.34	-4,277.34	67.9%
5050-01 · Salaries - Seasonal - Arpt Host	0.00	3,500.00	-3,500.00	0.0%
5050-02 · Salaries - Merit Increase	0.00	16,135.47	-16,135.47	0.0%
5060-01 · Overtime - General	0.00	0.00	0.00	0.0%
5060-02 · Overtime - Snow Removal	10,071.32	6,000.00	4,071.32	167.9%
5060-04 · OT - Security	0.00	0.00	0.00	0.0%
5100-00 · Retirement	36,628.49	39,949.06	-3,320.57	91.7%
5110-00 · Social Security/Medicare	22,929.84	27,054.00	-4,124.16	84.8%
5120-00 · Life Insurance	454.19	500.01	-45.82	90.8%
5130-00 · Medical Insurance	35,469.84	55,125.00	-19,655.16	64.3%
5160-00 · Workman's Compensation	0.00	3,999.00	-3,999.00	0.0%
5170-00 · Unemployment Claims	0.00	0.00	0.00	0.0%
<b>Total "A" EXPENSES</b>	<b>422,910.95</b>	<b>432,837.13</b>	<b>-9,926.18</b>	<b>97.7%</b>
<b>"B" EXPENDITURES</b>				
<b>"B" EXPENSES - ADMINISTRATIVE</b>				
6000-00 · TRAVEL EXPENSE				
6000-01 · Travel	2,327.56	6,200.00	-3,872.44	37.5%
<b>Total 6000-00 · TRAVEL EXPENSE</b>	<b>2,327.56</b>	<b>6,200.00</b>	<b>-3,872.44</b>	<b>37.5%</b>



**Friedman Memorial Airport**  
**Profit & Loss Budget vs. Actual (COMBINED '19)**  
 October 2018 through September 2019

	Oct - Dec 18	Budget	\$ Over Budget	% of Budget
<b>6010-00 · SUPPLIES/EQUIPMENT EXPENSE</b>				
6010-01 · Supplies - Office	2,895.17	2,748.00	147.17	105.4%
6010-03 · Supplies - Computer	4,710.90	3,249.00	1,461.90	145.0%
<b>Total 6010-00 · SUPPLIES/EQUIPMENT EXPENSE</b>	<b>7,606.07</b>	<b>5,997.00</b>	<b>1,609.07</b>	<b>126.8%</b>
<b>6020-00 · INSURANCE</b>				
6020-01 · Insurance - Liability	9,401.00	50,692.00	-41,291.00	18.5%
6020-03 · Insurance-Bldg/Unlic.Veh./Prop	15,945.00			
<b>Total 6020-00 · INSURANCE</b>	<b>25,346.00</b>	<b>50,692.00</b>	<b>-25,346.00</b>	<b>50.0%</b>
<b>6030-00 · UTILITIES</b>				
6030-01 · Utilities - Gas/Terminal	3,606.33	4,998.00	-1,391.67	72.2%
6030-02 · Utilities - Gas/AOB & Cold Stor	1,203.00	2,373.00	-1,170.00	50.7%
6030-03 · Utilities - Elect./Runway&PAPI	1,606.23	2,049.00	-442.77	78.4%
6030-04 · Utilities - Elec./AOB & Cold St	1,584.07	2,373.00	-788.93	66.8%
6030-05 · Utilities - Electric/Terminal	13,624.58	10,500.00	3,124.58	129.8%
6030-06 · Utilities - Telephone	4,100.36	3,999.00	101.36	102.5%
6030-07 · Utilities - Water	1,219.44	3,999.00	-2,779.56	30.5%
6030-08 · Utilities - Garbage Removal	3,901.07	2,499.00	1,402.07	156.1%
6030-09 · Utilities - Sewer	1,021.41	999.00	22.41	102.2%
6030-11 · Utilities - Electric/Tower	1,392.44	1,575.00	-182.56	88.4%
6030-12 · Utilities - Elec./Brdfrd.Hghl	105.36	123.00	-17.64	85.7%
6030-13 · Utilities - Elec. Exit Booth	670.08			
6030-15 · Utilities - Elec/AWOS	946.37	849.00	97.37	111.5%
6030-16 · Utilities - Elec. Wind Cone	30.29	37.50	-7.21	80.8%
6030-17 · Utilities - Elec./Gas- Hangar	854.70	1,149.00	-294.30	74.4%
6030-18 · Utilities - Lubricant Wst. Dspl	0.00	124.98	-124.98	0.0%
6030-00 · UTILITIES - Other	0.00			
<b>Total 6030-00 · UTILITIES</b>	<b>35,865.73</b>	<b>37,647.48</b>	<b>-1,781.75</b>	<b>95.3%</b>
<b>6040-00 · SERVICE PROVIDER</b>				
6040-02 · Service Provider - Term. Serv.	1,503.03	1,725.00	-221.97	87.1%
6040-03 · Service Provider - AOB Services	12,587.44	10,824.00	1,763.44	116.3%
6040-04 · Service Provider - Operations	13,350.00	4,086.00	9,264.00	326.7%
<b>Total 6040-00 · SERVICE PROVIDER</b>	<b>27,440.47</b>	<b>16,635.00</b>	<b>10,805.47</b>	<b>165.0%</b>
<b>6050-00 · PROFESSIONAL SERVICES</b>				
6050-01 · Professional Services - Legal	10,393.60	12,498.00	-2,104.40	83.2%
6050-02 · Professional Serv. - Audit/Fina	32,344.64	40,000.00	-7,655.36	80.9%
6050-03 · Professional Services - Enginee	5,133.25	3,750.00	1,383.25	136.9%
6050-05 · Professional Services - Gen.	1,800.00	2,499.00	-699.00	72.0%
6050-10 · Prof. Svcs.-IT/Comp. Support	3,486.25	3,750.00	-263.75	93.0%
6050-12 · Prof. Serv.- Planning Air Serv.	563.75	0.00	563.75	100.0%
6050-13 · Prof. Serv.-Website Des.& Maint	380.00	999.00	-619.00	38.0%

**Friedman Memorial Airport**  
**Profit & Loss Budget vs. Actual (COMBINED '19)**  
**October 2018 through September 2019**

	Oct - Dec 18	Budget	\$ Over Budget	% of Budget
6050-15 · Prof. Serv.-Comm.Coord/Pub.Outr	0.00	11,748.00	-11,748.00	0.0%
6050-17 · Prof. Serv. - Airspace Consult.	718.10	0.00	718.10	100.0%
<b>Total 6050-00 · PROFESSIONAL SERVICES</b>	<b>54,819.59</b>	<b>75,244.00</b>	<b>-20,424.41</b>	<b>72.9%</b>
<b>6060-00 · MAINTENANCE-OFFICE EQUIPMENT</b>				
6060-04 · Maintenance - Copier	404.61	624.00	-219.39	64.8%
6060-05 · Maintenance - Phone	1,262.65	312.00	950.65	404.7%
<b>Total 6060-00 · MAINTENANCE-OFFICE EQUIPMENT</b>	<b>1,667.26</b>	<b>936.00</b>	<b>731.26</b>	<b>178.1%</b>
<b>6070-00 · RENT/LEASE OFFICE EQUIPMENT</b>				
6070-02 · Rent/Lease - Postage Meter	-19.35	0.00	-19.35	100.0%
<b>Total 6070-00 · RENT/LEASE OFFICE EQUIPMENT</b>	<b>-19.35</b>	<b>0.00</b>	<b>-19.35</b>	<b>100.0%</b>
<b>6080-00 · DUES/MEMBERSHIPS/PUBLICATIONS E</b>				
6080-01 · Dues/Memberships	971.82	1,500.00	-528.18	64.8%
6080-04 · Publications	3,106.41	1,248.00	1,858.41	248.9%
<b>Total 6080-00 · DUES/MEMBERSHIPS/PUBLICATIONS E</b>	<b>4,078.23</b>	<b>2,748.00</b>	<b>1,330.23</b>	<b>148.4%</b>
<b>6090-00 · POSTAGE</b>				
6090-01 · Postage/Courier Service	521.60	498.00	23.60	104.7%
<b>Total 6090-00 · POSTAGE</b>	<b>521.60</b>	<b>498.00</b>	<b>23.60</b>	<b>104.7%</b>
<b>6100-00 · EDUCATION/TRAINING</b>				
6100-01 · Education/Training - Admin.	0.00	3,750.00	-3,750.00	0.0%
6100-02 · Education/Training - OPS	638.18	2,499.00	-1,860.82	25.5%
6100-03 · Education/Training - ARFF	4,698.76	0.00	4,698.76	100.0%
6100-05 · Education - Noise Abatement	0.00	0.00	0.00	0.0%
6100-06 · Education - Security	0.00	1,248.00	-1,248.00	0.0%
6100-07 · Education - Public Outrea/Comm.	100.00	0.00	100.00	100.0%
6100-08 · Education/Training - HFD Coop.	0.00	2,500.00	-2,500.00	0.0%
6100-09 · Education - SAAC	1,437.50			
6100-00 · EDUCATION/TRAINING - Other	0.00			
<b>Total 6100-00 · EDUCATION/TRAINING</b>	<b>6,874.44</b>	<b>9,997.00</b>	<b>-3,122.56</b>	<b>68.8%</b>
<b>6101-00 · PUBLIC OUTREACH/COMMUNICATIONS</b>				
6101-01 · Public Outr/Comm - General	8,354.59	8,250.00	104.59	101.3%
6101-02 · Public Outr/Comm - Noise Abatem	0.00	125.00	-125.00	0.0%
6101-03 · Public Outr/Comm - SAAC	1,286.50	3,500.00	-2,213.50	36.8%
<b>Total 6101-00 · PUBLIC OUTREACH/COMMUNICATIONS</b>	<b>9,641.09</b>	<b>11,875.00</b>	<b>-2,233.91</b>	<b>81.2%</b>

**Friedman Memorial Airport**  
**Profit & Loss Budget vs. Actual (COMBINED '19)**  
 October 2018 through September 2019

	Oct - Dec 18	Budget	\$ Over Budget	% of Budget
<b>6110-00 · CONTRACTS</b>				
6110-01 · Contracts - General	0.00	500.00	-500.00	0.0%
6110-02 · Contracts - FMAA	10,500.00	10,500.00	0.00	100.0%
6110-03 · Contracts - FBO/Fee Collection	14,700.00	14,724.00	-24.00	99.8%
6110-08 · Contracts - Eccles Tree Lights	7,500.00			
6110-16 · Contracts - Prkg Mngt Fee/Ops	83,462.37	45,000.00	38,462.37	185.5%
<b>Total 6110-00 · CONTRACTS</b>	<b>116,162.37</b>	<b>70,724.00</b>	<b>45,438.37</b>	<b>164.2%</b>
<b>6130-00 · MISCELLANEOUS EXPENSES</b>				
6130-01 · Misc. - General	9,508.01	3,750.00	5,758.01	253.5%
6140-00 · Bank Fees	3,835.62	375.00	3,460.62	1,022.8%
6150-01 · Interest Exp. - Prkg. Lot Equip	2,119.97	1,650.00	469.97	128.5%
6130-00 · MISCELLANEOUS EXPENSES - Other	91.17			
<b>Total 6130-00 · MISCELLANEOUS EXPENSES</b>	<b>15,554.77</b>	<b>5,775.00</b>	<b>9,779.77</b>	<b>269.3%</b>
<b>6400-00 · DOT/SCASGP</b>				
6400-01 · DOT/SCASGP	0.00	365,000.00	-365,000.00	0.0%
<b>Total 6400-00 · DOT/SCASGP</b>	<b>0.00</b>	<b>365,000.00</b>	<b>-365,000.00</b>	<b>0.0%</b>
<b>Total "B" EXPENSES - ADMINISTRATIVE</b>	<b>307,885.83</b>	<b>659,968.48</b>	<b>-352,082.65</b>	<b>46.7%</b>
<b>"B" EXPENSES - OPERATIONAL</b>				
<b>6500-00 · SUPPLIES/EQUIPMENT-OPERATIONS</b>				
6500-01 · Supplies/Equipment - General	2,345.87	1,248.00	1,097.87	188.0%
6500-02 · Supplies/Equipment - Tools	1,271.75	1,248.00	23.75	101.9%
6500-03 · Supplies/Equipment - Clothing	2,358.78	1,248.00	1,110.78	189.0%
6500-04 · Supplies/Equipment - Janitorial	4,489.45	4,998.00	-508.55	89.8%
<b>Total 6500-00 · SUPPLIES/EQUIPMENT-OPERATIONS</b>	<b>10,465.85</b>	<b>8,742.00</b>	<b>1,723.85</b>	<b>119.7%</b>
<b>6505-00 · EQUIP/VEHICLE - LEASE/RENTAL</b>				
6505-01 · Eq./Vehi Lease/Rental - General	48,559.84	16,666.00	31,893.84	291.4%
<b>Total 6505-00 · EQUIP/VEHICLE - LEASE/RENTAL</b>	<b>48,559.84</b>	<b>16,666.00</b>	<b>31,893.84</b>	<b>291.4%</b>
<b>6510-00 · FUEL/LUBRICANTS</b>				
6510-01 · General	0.00	498.00	-498.00	0.0%
6510-02 · Fuel	10,719.97	11,250.00	-530.03	95.3%
6510-03 · Lubricants	0.00	1,248.00	-1,248.00	0.0%
<b>Total 6510-00 · FUEL/LUBRICANTS</b>	<b>10,719.97</b>	<b>12,996.00</b>	<b>-2,276.03</b>	<b>82.5%</b>



**Friedman Memorial Airport**  
**Profit & Loss Budget vs. Actual (COMBINED '19)**  
 October 2018 through September 2019

	Oct - Dec 18	Budget	\$ Over Budget	% of Budget
<b>6520-00 · VEHICLES/MAINTENANCE</b>				
6520-01 · R/M Equipment - General	5,420.81	5,500.00	-79.19	98.6%
6520-06 · R/M Equip. - '85 Ford Dump	0.00	500.00	-500.00	0.0%
6520-08 · R/M Equip. - '96 Tiger Tractor	0.00	2,750.00	-2,750.00	0.0%
6520-09 · R/M Equip. - '96 Oshkosh Swp.	1,344.00	8,100.00	-6,756.00	16.6%
6520-17 · R/M Equip. '01 Case 921 Ldr.	289.99	2,200.00	-1,910.01	13.2%
6520-18 · R/M Equip. - '97 Chevy Blazer	0.00	1,800.00	-1,800.00	0.0%
6520-19 · R/M Equip. '02 Ford F-150 PU	655.98	1,000.00	-344.02	65.6%
6520-20 · R/M Equip. - '02 Kodiak Blower	0.00	600.00	-600.00	0.0%
6520-25 · R/M Equip. - '04 Batts De-Ice	0.00	1,000.00	-1,000.00	0.0%
6520-28 · R/M Equip.-'06 Case 621 Loader	9,150.00	1,975.00	7,175.00	463.3%
6520-29 · R/M Equip.- '10 Waus Broom/Plow	11,039.93	6,233.32	4,806.61	177.1%
6520-30 · R/M Equip.-'05 Ford F-350	1,559.18	1,450.00	109.18	107.5%
6520-31 · R/M Equip. - '10 Oshkosh Blower	290.54	2,700.00	-2,409.46	10.8%
6520-32 · R/M Equip. - '09 Mini Truck	127.98	100.00	27.98	128.0%
6520-34 · R/M Equip. - '12 Case 921F Load	2,224.09	1,900.00	324.09	117.1%
6520-35 · R/M Equip. - '14 Ford Explorer	1,075.33	450.00	625.33	239.0%
6520-36 · R/M Equip. - '10 Toyota Forklif	0.00	100.00	-100.00	0.0%
6520-37 · R/M Equip. - '15 Tool Cat	773.95	550.00	223.95	140.7%
6520-38 · R/M Equip. - '15 Wausau Broom	16,071.34	9,550.00	6,521.34	168.3%
6520-40 · R/M Equip. - '17 Ford-350 Super	4,346.38	150.00	4,196.38	2,897.6%
6520-42 · R/M Equip. - '18 Kodiak Attach.	4.00	250.00	-246.00	1.6%
<b>Total 6520-00 · VEHICLES/MAINTENANCE</b>	<b>54,373.50</b>	<b>48,858.32</b>	<b>5,515.18</b>	<b>111.3%</b>
<b>6530-00 · ARFF MAINTENANCE</b>				
6530-01 · ARFF Maint. Gen/Supplies	1,354.72	3,249.00	-1,894.28	41.7%
6530-03 · ARFF Maint. - '87 Oshkosh	0.00	498.00	-498.00	0.0%
6530-04 · ARFF Maint. - Radios	0.00	1,749.00	-1,749.00	0.0%
6530-05 · ARFF MAint. - '03 E-One	3,065.00	498.00	2,567.00	615.5%
6530-07 · ARFF Maint. - Supp/HFD Support	0.00	0.00	0.00	0.0%
<b>Total 6530-00 · ARFF MAINTENANCE</b>	<b>4,419.72</b>	<b>5,994.00</b>	<b>-1,574.28</b>	<b>73.7%</b>
<b>6540-00 · REPAIRS/MAINTENANCE - BUILDING</b>				
6540-01 · R/M Bldg. - General	509.00	624.00	-115.00	81.6%
6540-02 · R/M Bldg. - Terminal	14,446.42	30,000.00	-15,553.58	48.2%
6540-03 · R/M Bldg. - Terminal Concession	764.42	624.00	140.42	122.5%
6540-04 · R/M Bldg. - Cold Storage	318.50	1,248.00	-929.50	25.5%
6540-05 · R/M Bldg. - AOB/SHOP	3,822.45	4,998.00	-1,175.55	76.5%
6540-06 · R/M Bldg. - Hangars	401.10	624.00	-222.90	64.3%
6540-07 · R/M Bldg. - Tower	1,005.84	874.00	131.84	115.1%
6540-08 · R/M Bldg. - Parking Booth	656.02	361.00	295.02	181.7%
<b>Total 6540-00 · REPAIRS/MAINTENANCE - BUILDING</b>	<b>21,923.75</b>	<b>39,353.00</b>	<b>-17,429.25</b>	<b>55.7%</b>

**Friedman Memorial Airport**  
**Profit & Loss Budget vs. Actual (COMBINED '19)**  
**October 2018 through September 2019**

	Oct - Dec 18	Budget	\$ Over Budget	% of Budget
<b>6550-00 · REPAIRS/MAINTENANCE - AIRSIDE</b>				
6550-01 · R/M - General	916.66	1,248.00	-331.34	73.5%
6550-02 · R/M - Airfield/Runway	64,651.68	24,999.00	39,652.68	258.6%
6550-04 · R/M - Lights	8,334.45	3,000.00	5,334.45	277.8%
6550-00 · REPAIRS/MAINTENANCE - AIRSIDE - Other	42.97			
<b>Total 6550-00 · REPAIRS/MAINTENANCE - AIRSIDE</b>	<b>73,945.76</b>	<b>29,247.00</b>	<b>44,698.76</b>	<b>252.8%</b>
<b>6551-00 · REPAIRS/MAINTENANCE - LANDSIDE</b>				
6551-01 · RM - General	0.00	624.00	-624.00	0.0%
6551-02 · R/M - Parking Lot	1,169.93	1,998.00	-828.07	58.6%
6551-03 · R/M - Landscaping	997.07	2,499.00	-1,501.93	39.9%
<b>Total 6551-00 · REPAIRS/MAINTENANCE - LANDSIDE</b>	<b>2,167.00</b>	<b>5,121.00</b>	<b>-2,954.00</b>	<b>42.3%</b>
<b>6560-00 · SECURITY EXPENSE</b>				
6560-01 · Security - General	120.00	2,373.00	-2,253.00	5.1%
6560-02 · Security - Law Enf. Offi. (LEO)	816.00	999.00	-183.00	81.7%
6560-03 · Security - Subscription Licen.	18,237.00	15,342.00	2,895.00	118.9%
6560-04 · Security - Perim./Access/CCTV	7,752.19	7,899.00	-146.81	98.1%
6560-05 · Security - Professional Serv.	0.00	3,750.00	-3,750.00	0.0%
6560-06 · Security - Prof. Services/IT	1,635.75	1,875.00	-239.25	87.2%
<b>Total 6560-00 · SECURITY EXPENSE</b>	<b>28,560.94</b>	<b>32,238.00</b>	<b>-3,677.06</b>	<b>88.6%</b>
<b>6570-00 · REPAIRS/MAINT.-AERONAUTICAL EQU</b>				
6570-01 · R/M Aeronautical Equip - NDB/DME	2,059.20	3,250.00	-1,190.80	63.4%
6570-02 · R/M Aeronautical Equip. - Tower	1,029.60	2,750.00	-1,720.40	37.4%
6570-03 · R/M Aeronautical Equip.-Sw. Sys	0.00	3,250.00	-3,250.00	0.0%
6570-04 · R/M Aeron. Equip. - AWOS/ATIS	2,059.20	0.00	2,059.20	100.0%
<b>Total 6570-00 · REPAIRS/MAINT.-AERONAUTICAL EQU</b>	<b>5,148.00</b>	<b>9,250.00</b>	<b>-4,102.00</b>	<b>55.7%</b>
<b>"B" EXPENSES - OPERATIONAL - Other</b>	<b>23.87</b>			
<b>Total "B" EXPENSES - OPERATIONAL</b>	<b>260,308.20</b>	<b>208,465.32</b>	<b>51,842.88</b>	<b>124.9%</b>
<b>Total "B" EXPENDITURES</b>	<b>568,194.03</b>	<b>868,433.80</b>	<b>-300,239.77</b>	<b>65.4%</b>
<b>"C" EXPENSES</b>				
<b>7001-00 · CAPITAL EXPENDITURES</b>				
7001-0* · CONTINGENCY	0.00	4,998.00	-4,998.00	0.0%
7001-02 · Buildings and Improvements	11,339.22			
7001-04 · Office Equipment	0.00	3,350.00	-3,350.00	0.0%
7001-06 · Assessments/Plans/Studies	2,577.32	5,000.00	-2,422.68	51.5%
<b>Total 7001-00 · CAPITAL EXPENDITURES</b>	<b>13,916.54</b>	<b>13,348.00</b>	<b>568.54</b>	<b>104.3%</b>
<b>7110-00 · DOT/SCADGP</b>				
7110-02 · DOT/SCASGP - FMAA	0.00	0.00	0.00	0.0%
<b>Total 7110-00 · DOT/SCADGP</b>	<b>0.00</b>	<b>0.00</b>	<b>0.00</b>	<b>0.0%</b>

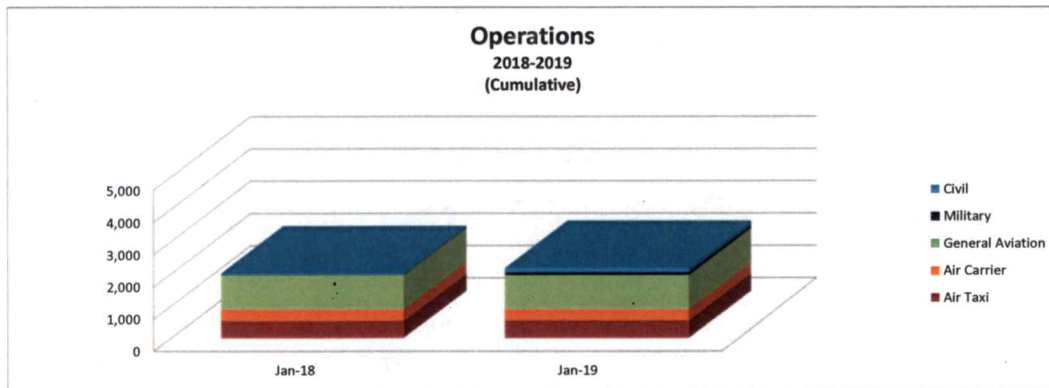


**Friedman Memorial Airport**  
**Profit & Loss Budget vs. Actual (COMBINED '19)**  
**October 2018 through September 2019**

	Oct - Dec 18	Budget	\$ Over Budget	% of Budget
7543-00 · AIP '43 EXPENSE - Air Carr. Apr				
7543-01 · AIP '43 - AC Apron - Eligible	21,360.47	1,135,182.74	-1,113,822.27	1.9%
7543-02 · AIP '43 - Parking - Non-Eligibl	9,290.41	0.00	9,290.41	100.0%
7543-03 · AIP '43 - SRE Equipment	0.00	0.00	0.00	0.0%
7543-04 · AIP '43 - RPZ Acq/Tree Removal	18,355.60	250,000.00	-231,644.40	7.3%
<b>Total 7543-00 · AIP '43 EXPENSE - Air Carr. Apr</b>	<b>49,006.48</b>	<b>1,385,182.74</b>	<b>-1,336,176.26</b>	<b>3.5%</b>
7544-00 · AIP '44 EXPENSE RPZ EA				
7544-01 · AIP '44 - Eligible	3,057.90	0.00	3,057.90	100.0%
<b>Total 7544-00 · AIP '44 EXPENSE RPZ EA</b>	<b>3,057.90</b>	<b>0.00</b>	<b>3,057.90</b>	<b>100.0%</b>
7545-00 · AIP '45 EXPENSE - Exp. AC Apron				
7545-01 · AIP '45 - Eligible	682.50			
<b>Total 7545-00 · AIP '45 EXPENSE - Exp. AC Apron</b>	<b>682.50</b>			
7546-00 · AIP '46 EXPENSE - SRE/ARFF EQU				
7546-01 · AIP '46 - Eligible	408,502.77			
<b>Total 7546-00 · AIP '46 EXPENSE - SRE/ARFF EQU</b>	<b>408,502.77</b>			
<b>Total "C" EXPENSES</b>	<b>475,166.19</b>	<b>1,398,530.74</b>	<b>-923,364.55</b>	<b>34.0%</b>
<b>Total EXPENDITURES</b>	<b>1,466,271.17</b>	<b>2,699,801.67</b>	<b>-1,233,530.50</b>	<b>54.3%</b>
<b>Total Expense</b>	<b>1,466,271.17</b>	<b>2,699,801.67</b>	<b>-1,233,530.50</b>	<b>54.3%</b>
<b>Net Income</b>	<b>-487,080.07</b>	<b>-1,350,707.40</b>	<b>863,627.33</b>	<b>36.1%</b>

Friedman Memorial Airport  
January 2019

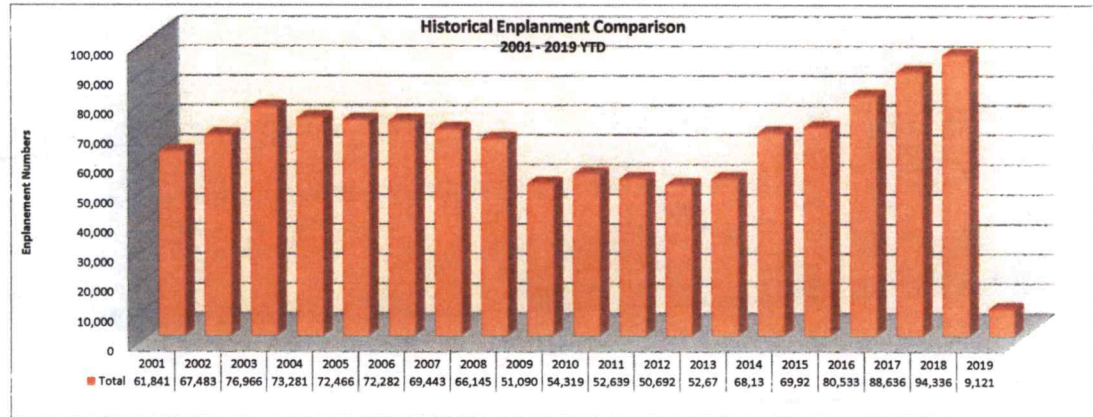
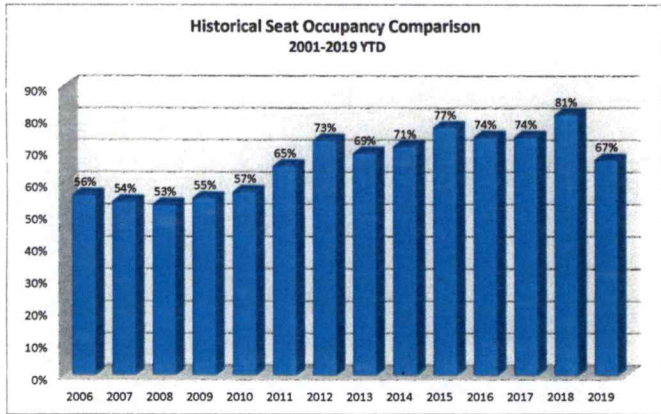
ATCT Traffic Operations Record																			
Month	2001	2002	2003	2004	2005	2006	2007	2008	2009	2010	2011	2012	2013	2014	2015	2016	2017	2018	2019
January	3,622	3,893	3,912	2,600	3,028	2,787	4,547	2,520	2,070	2,379	2,408	2,098	2,454	2,128	2,249	1,842	1,665	2,019	2,172
February	4,027	4,498	3,073	3,122	3,789	3,597	3,548	2,857	2,244	2,647	2,117	2,205	2,612	1,417	2,268	2,533	1,629	1,914	0
March	4,952	5,126	3,086	4,097	3,618	2,918	4,677	3,097	2,145	2,709	1,813	1,921	2,753	1,924	2,023	1,917	1,895	1,860	0
April	2,494	3,649	2,213	2,840	2,462	2,047	2,581	2,113	1,724	1,735	1,604	1,513	1,509	1,210	1,337	1,380	1,426	1,257	0
May	3,905	4,184	2,654	3,282	2,729	2,134	1,579	2,293	2,280	1,891	1,533	1,693	1,852	555	668	1,501	1,802	1,442	0
June	4,787	5,039	4,737	4,438	3,674	3,656	5,181	3,334	2,503	3,019	2,898	2,761	3,203	2,164	2,387	2,475	2,502	2,552	0
July	6,359	8,796	6,117	5,910	5,424	5,931	7,398	4,704	4,551	5,005	5,004	4,810	5,345	4,345	4,159	4,562	4,573	5,033	0
August	6,479	6,917	5,513	5,707	5,722	6,087	8,196	4,570	4,488	4,705	4,326	3,823	4,644	3,114	2,932	3,719	3,873	3,175	0
September	3,871	4,636	4,162	4,124	4,609	3,760	4,311	2,696	3,376	3,128	3,359	2,396	2,403	2,237	2,292	2,379	2,036	2,224	0
October	3,879	3,656	3,426	2,936	3,570	3,339	3,103	2,134	2,145	2,012	1,886	1,658	1,874	1,760	1,789	1,377	1,939	1,670	0
November	3,082	2,698	2,599	2,749	2,260	2,912	2,892	1,670	1,901	1,309	1,114	1,325	1,475	908	1,229	1,314	1,135	1,392	0
December	3,401	2,805	3,247	3,227	2,722	3,834	2,699	1,848	2,272	1,811	2,493	2,066	2,016	1,545	1,482	1,717	2,217	2,033	0
<b>Totals</b>	<b>50,858</b>	<b>55,897</b>	<b>44,739</b>	<b>45,032</b>	<b>43,607</b>	<b>43,002</b>	<b>50,712</b>	<b>33,836</b>	<b>31,699</b>	<b>32,350</b>	<b>30,555</b>	<b>28,269</b>	<b>32,140</b>	<b>23,307</b>	<b>24,815</b>	<b>26,716</b>	<b>26,692</b>	<b>26,571</b>	<b>2,172</b>



ATCT Operations Change (2019 vs. 2018)			
	2019	2018	% Change
Air Taxi	549	534	3%
Air Carrier	343	356	-4%
General Aviation	1,081	1,074	1%
Military	63	9	600%
Civil	136	46	196%
<b>Total</b>	<b>2,172</b>	<b>2,019</b>	<b>7.58%</b>
<b>YTD Total</b>	<b>2,172</b>	<b>2,019</b>	<b>7.58%</b>

Friedman Memorial Airport  
January 2019

2019 Seat Occupancy																		
Date	Alaska Airlines				Delta Airlines				United Airlines				Seat Occupancy Totals			Seat Occupancy Totals Prior Year Comparison		
	Departure Flights	Seats Available*	Seats Occupied	Percent Occupied	Departure Flights	Seats Available	Seats Occupied	Percent Occupied	Departure Flights	Seats Available	Seats Occupied	Percent Occupied	Total Seats Available	Total Seats Occupied	Total Percent Occupied	Prior Year % Change Total Seats Available	Prior Year % Change Total Seats Occupied	Prior Year % Change Total % Occupied
Jan-19	31	2,356	1,922	82%	78	5,928	3,974	67%	69	5,244	3,225	61%	13,528	9,121	67%	10%	-7%	-12%
<b>Totals</b>	<b>31</b>	<b>2,356</b>	<b>1,922</b>	<b>82%</b>	<b>78</b>	<b>5,928</b>	<b>3,974</b>	<b>67%</b>	<b>69</b>	<b>5,244</b>	<b>3,225</b>	<b>61%</b>	<b>13,528</b>	<b>9,121</b>	<b>67%</b>	<b>10%</b>	<b>-7%</b>	<b>-12%</b>





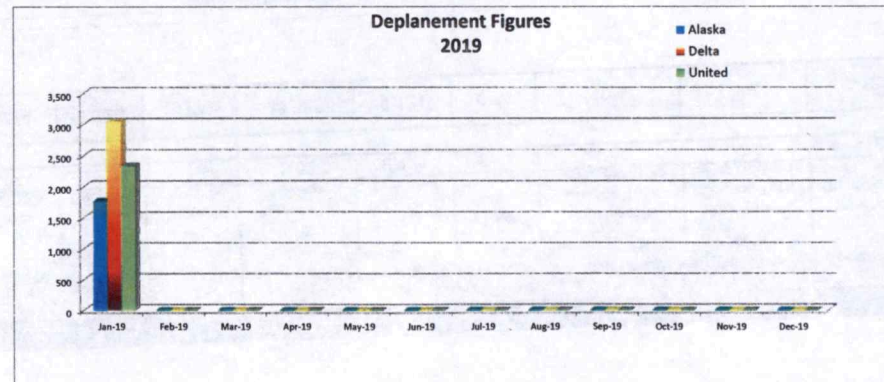

**Friedman Memorial Airport  
January 2019**

2019 Enplanements																		
Date	Alaska Airlines					Delta Airlines					United Airlines					Total Enp.	Prior Year Total Enp.	Total % Change
	Revenue	Non-Revenue	Total	Prior Year Month	Total % Change	Revenue	Non-Revenue	Total	Prior Year Month	Total % Change	Revenue	Non-Revenue	Total	Prior Year Month	Total % Change			
Jan-19	1,868	54	1,922	4,051	-53%	3,876	98	3,974	3,281	21%	3,171	54	3,225	2,430	33%	9,121	9,762	-6.6%
<b>Totals</b>	<b>1,868</b>	<b>54</b>	<b>1,922</b>	<b>4,051</b>	<b>-53%</b>	<b>3,876</b>	<b>98</b>	<b>3,974</b>	<b>3,281</b>	<b>21%</b>	<b>3,171</b>	<b>54</b>	<b>3,225</b>	<b>2,430</b>	<b>33%</b>	<b>9,121</b>	<b>9,762</b>	<b>-6.6%</b>

Legend for Chart:

2019 Deplanements																		
Date	Alaska Airlines					Delta Airlines					United Airlines					Total Dep.	Prior Year Total Dep.	Total % Change
	Revenue	Non-Revenue	Total	Prior Year Month	Total % Change	Revenue	Non-Revenue	Total	Prior Year Month	Total % Change	Revenue	Non-Revenue	Total	Prior Year Month	Total % Change			
Jan-19	1,724	50	1,774	3,377	-47%	2,944	100	3,044	2,372	28%	2,286	45	2,331	1,583	47%	7,149	7,332	-2.5%
<b>Totals</b>	<b>1,724</b>	<b>50</b>	<b>1,774</b>	<b>3,377</b>	<b>-47%</b>	<b>2,944</b>	<b>100</b>	<b>3,044</b>	<b>2,372</b>	<b>28%</b>	<b>2,286</b>	<b>45</b>	<b>2,331</b>	<b>1,583</b>	<b>47%</b>	<b>7,149</b>	<b>7,332</b>	<b>-2.5%</b>

Legend for Chart:



For Immediate Release  
February 26, 2019

## AAAE/USCTA Lead Coalition Asking Congress to Fully Fund Contract Towers

Alexandria, VA – A coalition of aviation groups, including the American Association of Airport Executives (AAAE)/U.S. Contract Tower Association (USCTA), today wrote leaders of the Senate and House Appropriations Committees to reassert the vital role that contract air traffic control towers play in improving safety and saving taxpayer dollars. In a letter sent today, the aviation groups made a simple request that language be included in a Federal Aviation Administration (FAA) appropriations bill to ensure contract towers can continue to operate without interruption.

“The FAA Contract Tower Program has provided cost-effective and essential air traffic safety services for over three decades. Currently, 256 smaller airports in 46 states participate in the program,” wrote USCTA Executive Director J. Spencer Dickerson and the leaders of eight other aviation groups. “Together these 256 towers handle approximately 28 percent of all air traffic control tower (ATCT) aircraft operations in the U.S. but only account for about 14 percent of FAA’s overall budget allotted to ATCT tower operations and save FAA and taxpayers approximately \$200 million per year. More importantly, the safety and efficiency record of the FAA Contract Tower Program has been validated numerous times by the DOT Inspector General, as well as by FAA safety audits.”

There are numerous benefits of the Contract Tower Program, a successful 37-year partnership of government and the aviation industry. Among other benefits, contract towers:

- Save taxpayers approximately \$200 million each year;
- Enhance aviation safety at airports that otherwise would not have a control tower;
- Help airports in retaining and developing commercial air service and general aviation;
- Connect smaller and rural airports to the national air transportation system;
- Provide significant support for military readiness and national security operations (47 percent of all military operations at civilian airports in the United States occur at FAA contract towers); and
- Play an essential [role](#) in relief and recovery efforts during and after hurricanes, wildfires and other natural disasters in the United States.

As the House and Senate Appropriations Committees work on an FAA appropriations bill that will set the agency’s funding for FY 2020, the letter requests language ensuring that the contract towers are fully funded at \$170 million. That proposal, which has strong bipartisan support in both chambers of Congress, simply ensures contract towers are fully funded from existing accounts and does not require an additional appropriation of limited taxpayer dollars.

The letter was sent today to the Republican and Democratic leaders of the House and Senate Appropriations Committees and the respective Transportation, Housing and Urban Development and Related Agencies Subcommittees. Thanks to the efforts of these leaders, the program has enjoyed strong bipartisan support and funding in previous fiscal years.

In addition to USCTA, the letter was signed by leaders of the Regional Airline Association, the Aircraft Owners and Pilots Association, the National Business Aviation Administration, the National Air Transportation Association, Airports Council International—North American, the National Association of State Aviation Officials, the Air Traffic Control Association and the Cargo Airline Association.



###

**ABOUT AAAE:** Founded in 1928, [AAAE](http://www.aaae.org) is the world's largest professional organization representing the men and women who work at public-use commercial and general aviation airports. AAAE's 6,500-plus members represent some 875 airports and hundreds of companies and organizations that support the airport industry. Headquartered in Alexandria, Va., AAAE serves its membership through results-oriented representation in Washington, D.C., and delivers a wide range of industry services and professional development opportunities, including training, conferences, and a highly respected accreditation program.

**ABOUT USCTA:** USCTA was created by AAAE in 1996 to promote FAA's Contract Tower Program and to enhance aviation safety at smaller airports. USCTA coordinates contract tower issues on a regular basis with Congress, the Department of Transportation, the Federal Aviation Administration, the National Transportation Safety Board, the Government Accountability Office and the DOT Inspector General. USCTA sponsors an annual workshop in Washington, D.C., which allows members to hear updates on the program directly from the FAA officials who administer it.

**CONTACT:**

**Adam Snider**

Director of Public Affairs

703.797.2576

[adam.snider@aaae.org](mailto:adam.snider@aaae.org)

February 26, 2019

The Honorable Nita Lowey  
Chairwoman  
House Appropriations Committee  
2365 RHOB  
U.S. House of Representatives  
Washington, DC 20515

**Similar letter sent to Representatives Price,  
Granger, Diaz-Balart, and Senators Shelby, Leahy,  
Collins, and Reed**

Dear Chairwoman Lowey:

As the Committee works on the Department of Transportation/Federal Aviation Administration FY 2020 appropriations bill, the organizations listed on the next page urge your support for the following bill language under the FAA "Operations" account that will provide dedicated funding for the Contract Tower Program:

*Provided further, That of the funds appropriated under this heading, not less than \$170,000,000 shall be for the fully funded and cost-share towers in the contract tower program.*

Events of the past several years have made it abundantly clear that the FAA Contract Tower Program enjoys strong bipartisan support in both chambers of Congress. We urge you to dedicate full funding to the program for FY 2020 and extend the bill language that was adopted in previous spending bills. The \$170 million funding level for FY 2020 will fund all 256 contract towers currently in the program, including five in New York, and provide full-year funding for several new airports expected to be added to the program in FY 2020.

The FAA Contract Tower Program has provided cost-effective and essential air traffic safety services for over three decades. Currently, 256 smaller airports in 46 states participate in the program. Together these 256 towers handle approximately 28 percent of all air traffic control tower (ATCT) aircraft operations in the U.S. but only account for about 14 percent of FAA's overall budget allotted to ATCT tower operations and save FAA and taxpayers approximately \$200 million per year. More importantly, the safety and efficiency record of the FAA Contract Tower Program has been validated numerous times by the DOT Inspector General, as well as by FAA safety audits.


All federal contract controllers are FAA-certified and meet FAA training and operating standards. The vast majority of federal contract controllers are former FAA controllers or veterans with prior military air traffic control experience. FAA controls and oversees all aspects of the Contract Tower Program, including operating procedures, staffing plans, certification and medical tests of contract controllers, security and facility evaluations. Moreover, federal contract towers operate together with FAA-staffed facilities throughout the country as part of a unified national air traffic control system.

As a result of this 36-year highly successful government/industry partnership, the FCT Program: (1) enhances aviation safety at airports that otherwise would not have a tower; (2) provides significant cost savings to FAA and taxpayers; (3) plays a key role in connecting airports and communities with the national air transportation system; (4) supports disaster relief, law enforcement, and emergency medical operations; (5) promotes economic development and creates jobs locally; (6) provides significant support for military readiness/training and national security operations (47 percent of all military operations at civilian airports in the U.S. occur at FAA contract towers and 70 percent of contract controllers are veterans), and (7) consistently receives high marks for customer service from aviation users (pilots, airlines, FBOs, flight schools and corporate flight departments). The bottom line is that, absent this highly successful government/industry partnership, many local communities and smaller airports would not receive the significant safety benefits of ATC services.

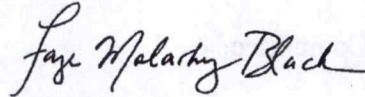


We thank you for your continued support of this important ATC safety program and look forward to working with you and your staff to ensure its future success.


Sincerely,




J. Spencer Dickerson  
Executive Director, U.S. Contract Tower Association  
An affiliate organization of the American Association  
of Airport Executives



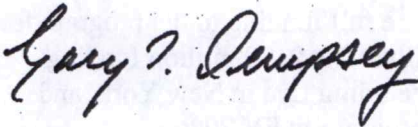
Faye Malarkey Black  
President  
Regional Airline Association




Mark Baker  
President and CEO  
Aircraft Owners and Pilots Association




Ed Bolen  
President & CEO  
National Business Aviation Association




Gary Dempsey  
President  
National Air Transportation Association




Kevin M. Burke  
President & CEO  
Airports Council International - NA



Shelly Simi  
President and CEO  
National Association of State Aviation Officials



Peter F. Dumont  
President & CEO  
Air Traffic Control Association



Stephen A. Alterman  
President  
Cargo Airline Association